



Synthetic Data as a Service (SDaaS) Industry Research Report 2026

Industry	Published	Pages	Format
Service & Software	2026-01-15	131	PDF

Single User	Multi User	Enterprise
USD 2,950	USD 4,430	USD 5,900

Description

The global Synthetic Data as a Service (SDaaS) market was valued at US\$ million in 2025 and is projected to reach US\$ million by 2032, implying a CAGR of % over 2026–2032.

North America: the Synthetic Data as a Service (SDaaS) market is projected to increase from US\$ million in 2026 to US\$ million by 2032, reflecting a CAGR of % over 2026–2032. Europe: the Synthetic Data as a Service (SDaaS) market is projected to rise from US\$ million in 2026 to US\$ million by 2032, registering a CAGR of % over 2026–2032. Asia Pacific: the Synthetic Data as a Service (SDaaS) market is expected to grow from US\$ million in 2026 to US\$ million by 2032, at a CAGR of % over 2026–2032. Leading global service providers of Synthetic Data as a Service (SDaaS) include Mostly AI, TonicAI, Zumo Labs, Livepanel, Hazy[SAS], AICompetence, Scale AI, Synthesis AI and Gretel Labs[NVIDIA], among others; in 2025, the top three vendors together accounted for approximately % of global revenue.

Report Scope

This report quantifies the global Synthetic Data as a Service (SDaaS) market in terms of revenue (US\$ million) and, where applicable, service volume (k units), using 2024 as the base year and providing annual historical and forecast data for 2021–2032.

It standardizes definitions of service Types and end-use Applications, harmonizes provider attribution, and delivers comparable time series by company, Type, Application, and region or country, including indicative price bands (US\$/k units) and concentration ratios (CR5/CR10). Outputs are intended to support service design, budgeting, capacity planning, and benchmarking for providers, platforms, channel partners, and investors; the report also reviews technology shifts and notable service innovations relevant to Synthetic Data as a Service (SDaaS).

Key Companies & Market Share Insights

This section profiles leading service providers with 2021–2025 results and a 2026–2032 outlook—covering revenue, market share, price bands, service portfolio and client mix, regional and channel mix, and key developments (M&A, network expansion, certifications). It also provides global revenue, average price, and—where applicable—volume metrics by provider, and calculates CR5/CR10 and rank changes to support comparative benchmarking.

Synthetic Data as a Service (SDaaS) Market by Company

Mostly AI

TonicAI

Zumo Labs

Livepanel

Hazy SAS

AICompetence

Scale AI

Synthesis AI

Gretel Labs NVIDIA

Sogeti

Mdclone

Datomize

CVEDIA

Rendered.ai

OneView

K2view

Synthetic Data as a Service (SDaaS) Segment by Type

Cloud Subscription

Private Deployment

Synthetic Data as a Service (SDaaS) Segment by Application

Smart Security

Smart Home

Smart Finance

Smart Healthcare

New Retail

Intelligent Driving

Synthetic Data as a Service (SDaaS) Segment by Region

North America

United States

Canada

Mexico

Europe

Germany

France

U.K.

Italy

Spain

Russia

Netherlands

Nordic Countries

Asia-Pacific

China

Japan

South Korea

India

Australia

Taiwan

Southeast Asia

South America

Brazil

Argentina

Chile

Middle East & Africa

Saudi Arabia

Israel

United Arab Emirates

Turkey

Iran

Egypt

Key Drivers & Barriers

High-impact rendering factors and drivers have been studied in this report to aid the readers to understand the general development. Moreover, the report includes restraints and challenges that may act as stumbling blocks on the way of the players. This will assist the users to be attentive and make informed decisions related to business. Specialists have also laid their focus on the upcoming business prospects.

Reasons to Buy This Report

1. This report will help the readers to understand the competition within the industries and strategies for the competitive environment to enhance the potential profit. The report also focuses on the competitive landscape of the global Synthetic Data as a Service (SDaaS) market, and introduces in detail the market share, industry ranking, competitor ecosystem, market performance, new product development, operation situation, expansion, and acquisition. etc. of the main players, which helps the readers to identify the main competitors and deeply understand the competition pattern of the market.
2. This report will help stakeholders to understand the global industry status and trends of Synthetic Data as a Service (SDaaS) and provides them with information on key market drivers, restraints, challenges, and opportunities.
3. This report will help stakeholders to understand competitors better and gain more insights to strengthen their position in their businesses. The competitive landscape section includes the market share and rank (in volume and value), competitor ecosystem, new product development, expansion, and acquisition.
4. This report stays updated with novel technology integration, features, and the latest developments in the market
5. This report helps stakeholders to gain insights into which regions to target globally
6. This report helps stakeholders to gain insights into the end-user perception concerning the adoption of Synthetic Data as a Service (SDaaS).
7. This report helps stakeholders to identify some of the key players in the market and understand their valuable contribution.

Chapter Outline

Chapter 1:

Research objectives, research methods, data sources, data cross-validation;

Chapter 2:

Introduces the report scope of the report, executive summary of different market segments (product type, application, etc), including the market size of each market segment, future development potential, and so on. It offers a high-level view of the current state of the market and its likely evolution in the short to mid-term, and long term.

Chapter 3:

Provides the analysis of various market segments product types, covering the market size and development potential of each market segment, to help readers find the blue ocean market in different market segments.

Chapter 4:

Provides the analysis of various market segments application, covering the market size and development potential of each market segment, to help readers find the blue ocean market in different downstream markets.

Chapter 5:

Introduces executive summary of global market size, regional market size, this section also introduces the market dynamics, latest developments of the market, the driving factors and restrictive factors of the market, the challenges and risks faced by companies in the industry, and the analysis of relevant policies in the industry.

Chapter 6:

Detailed analysis of Synthetic Data as a Service (SDaaS) companies' competitive landscape, revenue market share, latest development plan, merger, and acquisition information, etc.

Chapter 7, 8, 9, 10, 11: North America, Europe, Asia Pacific, South America, Middle East and Africa segment by country. It provides a quantitative analysis of the market size and development potential of each region and its main countries and introduces the market development, future development prospects, market space, and capacity of each country in the world.

Chapter 12:

Provides profiles of key players, introducing the basic situation of the main companies in the market in detail, including revenue, gross margin, product introduction, recent development, etc.

Chapter 13:

The main points and conclusions of the report.

Table of Contents

1 Preface

- 1.1 Scope of Report
- 1.2 Reasons for Doing This Study
- 1.3 Research Methodology
- 1.4 Research Process
- 1.5 Data Source
 - 1.5.1 Secondary Sources
 - 1.5.2 Primary Sources

2 Market Overview

- 2.1 Product Definition
- 2.2 Synthetic Data as a Service (SDaaS) by Type
 - 2.2.1 Market Value Comparison by Type (2021 VS 2025 VS 2032)
 - 2.2.2 Cloud Subscription
 - 2.2.3 Private Deployment
- 2.3 Synthetic Data as a Service (SDaaS) by Application
 - 2.3.1 Market Value Comparison by Application (2021 VS 2025 VS 2032)
 - 2.3.2 Smart Security
 - 2.3.3 Smart Home
 - 2.3.4 Smart Finance
 - 2.3.5 Smart Healthcare
 - 2.3.6 New Retail
 - 2.3.7 Intelligent Driving
- 2.4 Assumptions and Limitations

3 Synthetic Data as a Service (SDaaS) Breakdown Data by Type

- 3.1 Global Synthetic Data as a Service (SDaaS) Historic Market Size by Type (2021-2026)
- 3.2 Global Synthetic Data as a Service (SDaaS) Forecasted Market Size by Type (2027-2032)

4 Synthetic Data as a Service (SDaaS) Breakdown Data by Application

- 4.1 Global Synthetic Data as a Service (SDaaS) Historic Market Size by Application (2021-2026)
- 4.2 Global Synthetic Data as a Service (SDaaS) Forecasted Market Size by Application (2027-2032)

5 Global Growth Trends

- 5.1 Global Synthetic Data as a Service (SDaaS) Market Perspective (2021-2032)
- 5.2 Global Synthetic Data as a Service (SDaaS) Growth Trends by Region
 - 5.2.1 Global Synthetic Data as a Service (SDaaS) Market Size by Region: 2021 VS 2025 VS 2032
 - 5.2.2 Synthetic Data as a Service (SDaaS) Historic Market Size by Region (2021-2026)
 - 5.2.3 Synthetic Data as a Service (SDaaS) Forecasted Market Size by Region (2027-2032)
- 5.3 Synthetic Data as a Service (SDaaS) Market Dynamics
 - 5.3.1 Synthetic Data as a Service (SDaaS) Industry Trends
 - 5.3.2 Synthetic Data as a Service (SDaaS) Market Drivers
 - 5.3.3 Synthetic Data as a Service (SDaaS) Market Challenges
 - 5.3.4 Synthetic Data as a Service (SDaaS) Market Restraints

6 Market Competitive Landscape by Players

- 6.1 Global Top Synthetic Data as a Service (SDaaS) Players by Revenue

6.1.1 Global Top Synthetic Data as a Service (SDaaS) Players by Revenue (2021-2026)

6.1.2 Global Synthetic Data as a Service (SDaaS) Revenue Market Share by Players (2021-2026)

6.2 Global Synthetic Data as a Service (SDaaS) Industry Players Ranking, 2023 VS 2024 VS 2025

6.3 Global Key Players of Synthetic Data as a Service (SDaaS) Head Office and Area Served

6.4 Global Synthetic Data as a Service (SDaaS) Players, Product Type & Application

6.5 Global Synthetic Data as a Service (SDaaS) Manufacturers Established Date

6.6 Global Synthetic Data as a Service (SDaaS) Market CR5 and HHI

6.7 Global Players Mergers & Acquisition

7 North America

7.1 North America Synthetic Data as a Service (SDaaS) Market Size (2021-2032)

7.2 North America Synthetic Data as a Service (SDaaS) Market Growth Rate by Country: 2021 VS 2025 VS 2032

7.3 North America Synthetic Data as a Service (SDaaS) Market Size by Country (2021-2026)

7.4 North America Synthetic Data as a Service (SDaaS) Market Size by Country (2027-2032)

7.5 United States

7.5 United States

7.6 Canada

7.7 Mexico

8 Europe

8.1 Europe Synthetic Data as a Service (SDaaS) Market Size (2021-2032)

8.2 Europe Synthetic Data as a Service (SDaaS) Market Growth Rate by Country: 2021 VS 2025 VS 2032

8.3 Europe Synthetic Data as a Service (SDaaS) Market Size by Country (2021-2026)

8.4 Europe Synthetic Data as a Service (SDaaS) Market Size by Country (2027-2032)

8.5 Germany

8.6 France

8.7 U.K.

8.8 Italy

8.9 Spain

8.10 Russia

8.11 Netherlands

8.12 Nordic Countries

9 Asia-Pacific

9.1 Asia-Pacific Synthetic Data as a Service (SDaaS) Market Size (2021-2032)

9.2 Asia-Pacific Synthetic Data as a Service (SDaaS) Market Growth Rate by Country: 2021 VS 2025 VS 2032

9.3 Asia-Pacific Synthetic Data as a Service (SDaaS) Market Size by Country (2021-2026)

9.4 Asia-Pacific Synthetic Data as a Service (SDaaS) Market Size by Country (2027-2032)

9.5 China

9.6 Japan

9.7 South Korea

9.8 India

9.9 Australia

9.10 China Taiwan

9.11 Southeast Asia

10 South America

10.1 South America Synthetic Data as a Service (SDaaS) Market Size (2021-2032)

10.2 South America Synthetic Data as a Service (SDaaS) Market Growth Rate by Country: 2021 VS 2025 VS 2032

10.3 South America Synthetic Data as a Service (SDaaS) Market Size by Country (2021-2026)

10.4 South America Synthetic Data as a Service (SDaaS) Market Size by Country (2027-2032)









- 10.5 Brazil
 - 10.6 Argentina
 - 10.7 Chile
 - 10.8 Colombia
 - 10.9 Peru
-

11 Middle East & Africa

- 11.1 Middle East & Africa Synthetic Data as a Service (SDaaS) Market Size (2021-2032)
 - 11.2 Middle East & Africa Synthetic Data as a Service (SDaaS) Market Growth Rate by Country: 2021 VS 2025 VS 2032
 - 11.3 Middle East & Africa Synthetic Data as a Service (SDaaS) Market Size by Country (2021-2026)
 - 11.4 Middle East & Africa Synthetic Data as a Service (SDaaS) Market Size by Country (2027-2032)
 - 11.5 Saudi Arabia
 - 11.6 Israel
 - 11.7 United Arab Emirates
 - 11.8 Turkey
 - 11.9 Iran
 - 11.10 Egypt
-

12 Players Profiled

- 12.1 Mostly AI
 - 12.1.1 Mostly AI Company Information
 - 12.1.2 Mostly AI Business Overview
 - 12.1.3 Mostly AI Revenue in Synthetic Data as a Service (SDaaS) Business (2021-2026)
 - 12.1.4 Mostly AI Synthetic Data as a Service (SDaaS) Product Portfolio
 - 12.1.5 Mostly AI Recent Developments
- 12.2 TonicAI
 - 12.2.1 TonicAI Company Information
 - 12.2.2 TonicAI Business Overview
 - 12.2.3 TonicAI Revenue in Synthetic Data as a Service (SDaaS) Business (2021-2026)
 - 12.2.4 TonicAI Synthetic Data as a Service (SDaaS) Product Portfolio
 - 12.2.5 TonicAI Recent Developments
- 12.3 Zumo Labs
 - 12.3.1 Zumo Labs Company Information
 - 12.3.2 Zumo Labs Business Overview
 - 12.3.3 Zumo Labs Revenue in Synthetic Data as a Service (SDaaS) Business (2021-2026)
 - 12.3.4 Zumo Labs Synthetic Data as a Service (SDaaS) Product Portfolio
 - 12.3.5 Zumo Labs Recent Developments
- 12.4 Livepanel
 - 12.4.1 Livepanel Company Information
 - 12.4.2 Livepanel Business Overview
 - 12.4.3 Livepanel Revenue in Synthetic Data as a Service (SDaaS) Business (2021-2026)
 - 12.4.4 Livepanel Synthetic Data as a Service (SDaaS) Product Portfolio
 - 12.4.5 Livepanel Recent Developments
- 12.5 Hazy 
 - 12.5.1 Hazy  Company Information
 - 12.5.2 Hazy  Business Overview
 - 12.5.3 Hazy  Revenue in Synthetic Data as a Service (SDaaS) Business (2021-2026)
 - 12.5.4 Hazy  Synthetic Data as a Service (SDaaS) Product Portfolio
 - 12.5.5 Hazy  Recent Developments
- 12.6 AICompetence

- 12.6.1 AICompetence Company Information
- 12.6.2 AICompetence Business Overview
- 12.6.3 AICompetence Revenue in Synthetic Data as a Service (SDaaS) Business (2021-2026)
- 12.6.4 AICompetence Synthetic Data as a Service (SDaaS) Product Portfolio
- 12.6.5 AICompetence Recent Developments
- 12.7 Scale AI
 - 12.7.1 Scale AI Company Information
 - 12.7.2 Scale AI Business Overview
 - 12.7.3 Scale AI Revenue in Synthetic Data as a Service (SDaaS) Business (2021-2026)
 - 12.7.4 Scale AI Synthetic Data as a Service (SDaaS) Product Portfolio
 - 12.7.5 Scale AI Recent Developments
- 12.8 Synthesis AI
 - 12.8.1 Synthesis AI Company Information
 - 12.8.2 Synthesis AI Business Overview
 - 12.8.3 Synthesis AI Revenue in Synthetic Data as a Service (SDaaS) Business (2021-2026)
 - 12.8.4 Synthesis AI Synthetic Data as a Service (SDaaS) Product Portfolio
 - 12.8.5 Synthesis AI Recent Developments
- 12.9 Gretel Labs  
 - 12.9.1 Gretel Labs   Company Information
 - 12.9.2 Gretel Labs   Business Overview
 - 12.9.3 Gretel Labs   Revenue in Synthetic Data as a Service (SDaaS) Business (2021-2026)
 - 12.9.4 Gretel Labs   Synthetic Data as a Service (SDaaS) Product Portfolio
 - 12.9.5 Gretel Labs   Recent Developments
- 12.10 Sogeti
 - 12.10.1 Sogeti Company Information
 - 12.10.2 Sogeti Business Overview
 - 12.10.3 Sogeti Revenue in Synthetic Data as a Service (SDaaS) Business (2021-2026)
 - 12.10.4 Sogeti Synthetic Data as a Service (SDaaS) Product Portfolio
 - 12.10.5 Sogeti Recent Developments
- 12.11 Mdclone
 - 12.11.1 Mdclone Company Information
 - 12.11.2 Mdclone Business Overview
 - 12.11.3 Mdclone Revenue in Synthetic Data as a Service (SDaaS) Business (2021-2026)
 - 12.11.4 Mdclone Synthetic Data as a Service (SDaaS) Product Portfolio
 - 12.11.5 Mdclone Recent Developments
- 12.12 Datomize
 - 12.12.1 Datomize Company Information
 - 12.12.2 Datomize Business Overview
 - 12.12.3 Datomize Revenue in Synthetic Data as a Service (SDaaS) Business (2021-2026)
 - 12.12.4 Datomize Synthetic Data as a Service (SDaaS) Product Portfolio
 - 12.12.5 Datomize Recent Developments
- 12.13 CVEDIA
 - 12.13.1 CVEDIA Company Information
 - 12.13.2 CVEDIA Business Overview
 - 12.13.3 CVEDIA Revenue in Synthetic Data as a Service (SDaaS) Business (2021-2026)
 - 12.13.4 CVEDIA Synthetic Data as a Service (SDaaS) Product Portfolio
 - 12.13.5 CVEDIA Recent Developments
- 12.14 Rendered.ai

12.14.1 Rendered.ai Company Information

12.14.2 Rendered.ai Business Overview

12.14.3 Rendered.ai Revenue in Synthetic Data as a Service (SDaaS) Business (2021-2026)

12.14.4 Rendered.ai Synthetic Data as a Service (SDaaS) Product Portfolio

12.14.5 Rendered.ai Recent Developments

12.15 OneView

12.15.1 OneView Company Information

12.15.2 OneView Business Overview

12.15.3 OneView Revenue in Synthetic Data as a Service (SDaaS) Business (2021-2026)

12.15.4 OneView Synthetic Data as a Service (SDaaS) Product Portfolio

12.15.5 OneView Recent Developments

12.16 K2view

12.16.1 K2view Company Information

12.16.2 K2view Business Overview

12.16.3 K2view Revenue in Synthetic Data as a Service (SDaaS) Business (2021-2026)

12.16.4 K2view Synthetic Data as a Service (SDaaS) Product Portfolio

12.16.5 K2view Recent Developments

13 Report Conclusion

14 Disclaimer

List of Tables and Figures

List of Tables:

- Table 1: Secondary Sources
- Table 2: Primary Sources
- Table 3: Market Value Comparison by Type (2021 VS 2025 VS 2032) & (US\$ Million)
- Table 4: Market Value Comparison by Application (2021 VS 2025 VS 2032) & (US\$ Million)
- Table 5: Global Synthetic Data as a Service (SDaaS) Market Size by Type (2021-2026) & (US\$ Million)
- Table 6: Global Synthetic Data as a Service (SDaaS) Revenue Market Share by Type (2021-2026)
- Table 7: Global Synthetic Data as a Service (SDaaS) Forecasted Market Size by Type (2027-2032) & (US\$ Million)
- Table 8: Global Synthetic Data as a Service (SDaaS) Revenue Market Share by Type (2027-2032)
- Table 9: Global Synthetic Data as a Service (SDaaS) Market Size by Application (2021-2026) & (US\$ Million)
- Table 10: Global Synthetic Data as a Service (SDaaS) Revenue Market Share by Application (2021-2026)
- Table 11: Global Synthetic Data as a Service (SDaaS) Forecasted Market Size by Application (2027-2032) & (US\$ Million)
- Table 12: Global Synthetic Data as a Service (SDaaS) Revenue Market Share by Application (2027-2032)
- Table 13: Global Synthetic Data as a Service (SDaaS) Market Size by Region (US\$ Million): 2021 VS 2025 VS 2032
- Table 14: Global Synthetic Data as a Service (SDaaS) Market Size by Region (2021-2026) & (US\$ Million)
- Table 15: Global Synthetic Data as a Service (SDaaS) Market Share by Region (2021-2026)
- Table 16: Global Synthetic Data as a Service (SDaaS) Forecasted Market Size by Region (2027-2032) & (US\$ Million)
- Table 17: Global Synthetic Data as a Service (SDaaS) Market Share by Region (2027-2032)
- Table 18: Synthetic Data as a Service (SDaaS) Industry Trends
- Table 19: Synthetic Data as a Service (SDaaS) Industry Drivers
- Table 20: Synthetic Data as a Service (SDaaS) Industry Opportunities and Challenges
- Table 21: Synthetic Data as a Service (SDaaS) Market Restraints
- Table 22: Global Top Synthetic Data as a Service (SDaaS) Players by Revenue (US\$ Million) & (2021-2026)
- Table 23: Global Synthetic Data as a Service (SDaaS) Revenue Market Share by Players (2021-2026)
- Table 24: Global Synthetic Data as a Service (SDaaS) Industry Players Ranking, 2024 VS 2025 VS 2026
- Table 25: Global Key Players of Synthetic Data as a Service (SDaaS), Headquarters and Area Served
- Table 26: Global Synthetic Data as a Service (SDaaS) Players, Product Type & Application
- Table 27: Global Players Market Concentration Ratio (CR5 and HHI)
- Table 28: Global Synthetic Data as a Service (SDaaS) by Players Type (Tier 1, Tier 2, and Tier 3) & (Based on the Revenue of 2025)
- Table 29: Players Mergers & Acquisitions, Expansion Plans
- Table 30: North America Synthetic Data as a Service (SDaaS) Market Growth Rate by Country: 2021 VS 2025 VS 2032 (US\$ Million)
- Table 31: North America Synthetic Data as a Service (SDaaS) Market Size by Country (2021-2026) & (US\$ Million)
- Table 32: North America Synthetic Data as a Service (SDaaS) Market Size by Country (2027-2032) & (US\$ Million)
- Table 33: Europe Synthetic Data as a Service (SDaaS) Market Growth Rate by Country: 2021 VS 2025 VS 2032 (US\$ Million)
- Table 34: Europe Synthetic Data as a Service (SDaaS) Market Size by Country (2021-2026) & (US\$ Million)
- Table 35: Europe Synthetic Data as a Service (SDaaS) Market Size by Country (2027-2032) & (US\$ Million)
- Table 36: Asia Pacific Synthetic Data as a Service (SDaaS) Market Growth Rate by Country: 2021 VS 2025 VS 2032 (US\$ Million)
- Table 37: Asia Pacific Synthetic Data as a Service (SDaaS) Market Size by Region (2021-2026) & (US\$ Million)
- Table 38: Asia Pacific Synthetic Data as a Service (SDaaS) Market Size by Country (2027-2032) & (US\$ Million)
- Table 39: South America Synthetic Data as a Service (SDaaS) Market Growth Rate by Country: 2021 VS 2025 VS 2032 (US\$ Million)
- Table 40: South America Synthetic Data as a Service (SDaaS) Market Size by Country (2021-2026) & (US\$ Million)
- Table 41: South America Synthetic Data as a Service (SDaaS) Market Size by Country (2027-2032) & (US\$ Million)
- Table 42: Middle East & Africa Synthetic Data as a Service (SDaaS) Market Growth Rate by Country: 2021 VS 2025 VS 2032 (US\$ Million)
- Table 43: Middle East & Africa Synthetic Data as a Service (SDaaS) Market Size by Country (2021-2026) & (US\$ Million)
- Table 44: Middle East & Africa Synthetic Data as a Service (SDaaS) Market Size by Country (2027-2032) & (US\$ Million)
- Table 45: Mostly AI Company Information
- Table 46: Mostly AI Business Overview
- Table 47: Mostly AI Revenue in Synthetic Data as a Service (SDaaS) Business (2021-2026) & (US\$ Million)
- Table 48: Mostly AI Synthetic Data as a Service (SDaaS) Product Portfolio
- Table 49: Mostly AI Recent Developments
- Table 50: TonicAI Company Information

- Table 51: TonicAI Business Overview
- Table 52: TonicAI Revenue in Synthetic Data as a Service (SDaaS) Business (2021-2026) & (US\$ Million)
- Table 53: TonicAI Synthetic Data as a Service (SDaaS) Product Portfolio
- Table 54: TonicAI Recent Developments
- Table 55: Zumo Labs Company Information
- Table 56: Zumo Labs Business Overview
- Table 57: Zumo Labs Revenue in Synthetic Data as a Service (SDaaS) Business (2021-2026) & (US\$ Million)
- Table 58: Zumo Labs Synthetic Data as a Service (SDaaS) Product Portfolio
- Table 59: Zumo Labs Recent Developments
- Table 60: Livepanel Company Information
- Table 61: Livepanel Business Overview
- Table 62: Livepanel Revenue in Synthetic Data as a Service (SDaaS) Business (2021-2026) & (US\$ Million)
- Table 63: Livepanel Synthetic Data as a Service (SDaaS) Product Portfolio
- Table 64: Livepanel Recent Developments
- Table 65: Hazy[SAS] Company Information
- Table 66: Hazy[SAS] Business Overview
- Table 67: Hazy[SAS] Revenue in Synthetic Data as a Service (SDaaS) Business (2021-2026) & (US\$ Million)
- Table 68: Hazy[SAS] Synthetic Data as a Service (SDaaS) Product Portfolio
- Table 69: Hazy[SAS] Recent Developments
- Table 70: AICompetence Company Information
- Table 71: AICompetence Business Overview
- Table 72: AICompetence Revenue in Synthetic Data as a Service (SDaaS) Business (2021-2026) & (US\$ Million)
- Table 73: AICompetence Synthetic Data as a Service (SDaaS) Product Portfolio
- Table 74: AICompetence Recent Developments
- Table 75: Scale AI Company Information
- Table 76: Scale AI Business Overview
- Table 77: Scale AI Revenue in Synthetic Data as a Service (SDaaS) Business (2021-2026) & (US\$ Million)
- Table 78: Scale AI Synthetic Data as a Service (SDaaS) Product Portfolio
- Table 79: Scale AI Recent Developments
- Table 80: Synthesis AI Company Information
- Table 81: Synthesis AI Business Overview
- Table 82: Synthesis AI Revenue in Synthetic Data as a Service (SDaaS) Business (2021-2026) & (US\$ Million)
- Table 83: Synthesis AI Synthetic Data as a Service (SDaaS) Product Portfolio
- Table 84: Synthesis AI Recent Developments
- Table 85: Gretel Labs[NVIDIA] Company Information
- Table 86: Gretel Labs[NVIDIA] Business Overview
- Table 87: Gretel Labs[NVIDIA] Revenue in Synthetic Data as a Service (SDaaS) Business (2021-2026) & (US\$ Million)
- Table 88: Gretel Labs[NVIDIA] Synthetic Data as a Service (SDaaS) Product Portfolio
- Table 89: Gretel Labs[NVIDIA] Recent Developments
- Table 90: Sogeti Company Information
- Table 91: Sogeti Business Overview
- Table 92: Sogeti Revenue in Synthetic Data as a Service (SDaaS) Business (2021-2026) & (US\$ Million)
- Table 93: Sogeti Synthetic Data as a Service (SDaaS) Product Portfolio
- Table 94: Sogeti Recent Developments
- Table 95: Mdclone Company Information
- Table 96: Mdclone Business Overview
- Table 97: Mdclone Revenue in Synthetic Data as a Service (SDaaS) Business (2021-2026) & (US\$ Million)
- Table 98: Mdclone Synthetic Data as a Service (SDaaS) Product Portfolio
- Table 99: Mdclone Recent Developments
- Table 100: Datomize Company Information
- Table 101: Datomize Business Overview
- Table 102: Datomize Revenue in Synthetic Data as a Service (SDaaS) Business (2021-2026) & (US\$ Million)
- Table 103: Datomize Synthetic Data as a Service (SDaaS) Product Portfolio
- Table 104: Datomize Recent Developments
- Table 105: CVEDIA Company Information
- Table 106: CVEDIA Business Overview
- Table 107: CVEDIA Revenue in Synthetic Data as a Service (SDaaS) Business (2021-2026) & (US\$ Million)
- Table 108: CVEDIA Synthetic Data as a Service (SDaaS) Product Portfolio
- Table 109: CVEDIA Recent Developments
- Table 110: Rendered.ai Company Information
- Table 111: Rendered.ai Business Overview
- Table 112: Rendered.ai Revenue in Synthetic Data as a Service (SDaaS) Business (2021-2026) & (US\$ Million)
- Table 113: Rendered.ai Synthetic Data as a Service (SDaaS) Product Portfolio
- Table 114: Rendered.ai Recent Developments
- Table 115: OneView Company Information

- Table 116: OneView Business Overview
- Table 117: OneView Revenue in Synthetic Data as a Service (SDaaS) Business (2021-2026) & (US\$ Million)
- Table 118: OneView Synthetic Data as a Service (SDaaS) Product Portfolio
- Table 119: OneView Recent Developments
- Table 120: K2view Company Information
- Table 121: K2view Business Overview
- Table 122: K2view Revenue in Synthetic Data as a Service (SDaaS) Business (2021-2026) & (US\$ Million)
- Table 123: K2view Synthetic Data as a Service (SDaaS) Product Portfolio
- Table 124: K2view Recent Developments
- Table 125: Authors List of This Report

List of Figures:

- Figure 1: Research Methodology
- Figure 2: Research Process
- Figure 3: Key Executives Interviewed
- Figure 4: Synthetic Data as a Service (SDaaS) Product Image
- Figure 5: Global Synthetic Data as a Service (SDaaS) Market Size Comparison by Type (2021 VS 2025 VS 2032) & (US\$ Million)
- Figure 6: Global Synthetic Data as a Service (SDaaS) Market Share by Type: 2025 VS 2032
- Figure 7: Cloud Subscription Product
- Figure 8: Private Deployment Product
- Figure 9: Global Synthetic Data as a Service (SDaaS) Market Size by Application (2021 VS 2025 VS 2032) & (US\$ Million)
- Figure 10: Global Synthetic Data as a Service (SDaaS) Market Share by Application: 2025 VS 2032
- Figure 11: Smart Security Product
- Figure 12: Smart Home Product
- Figure 13: Smart Finance Product
- Figure 14: Smart Healthcare Product
- Figure 15: New Retail Product
- Figure 16: Intelligent Driving Product
- Figure 17: Global Synthetic Data as a Service (SDaaS) Market Size (US\$ Million), Year-over-Year: 2021-2032
- Figure 18: Global Synthetic Data as a Service (SDaaS) Market Size, (US\$ Million), 2021 VS 2025 VS 2032
- Figure 19: Global Synthetic Data as a Service (SDaaS) Market Share by Region: 2025 VS 2032
- Figure 20: Global Synthetic Data as a Service (SDaaS) Market Share by Players in 2025
- Figure 21: Global Synthetic Data as a Service (SDaaS) Manufacturers Established Date
- Figure 22: Global Top 5 and 10 Synthetic Data as a Service (SDaaS) Players Market Share by Revenue in 2025
- Figure 23: Players Type (Tier 1, Tier 2, and Tier 3): 2021 VS 2025
- Figure 24: North America Synthetic Data as a Service (SDaaS) Market Size YoY Growth (2021-2032) & (US\$ Million)
- Figure 25: North America Synthetic Data as a Service (SDaaS) Market Share by Country (2021-2032)
- Figure 26: United States Synthetic Data as a Service (SDaaS) Market Size YoY Growth (2021-2032) & (US\$ Million)
- Figure 27: Canada Synthetic Data as a Service (SDaaS) Market Size YoY Growth (2021-2032) & (US\$ Million)
- Figure 28: Mexico Synthetic Data as a Service (SDaaS) Market Share by Country (2021-2032)
- Figure 29: Europe Synthetic Data as a Service (SDaaS) Market Size YoY Growth (2021-2032) & (US\$ Million)
- Figure 30: Europe Synthetic Data as a Service (SDaaS) Market Share by Country (2021-2032)
- Figure 31: Germany Synthetic Data as a Service (SDaaS) Market Size YoY Growth (2021-2032) & (US\$ Million)
- Figure 32: France Synthetic Data as a Service (SDaaS) Market Size YoY Growth (2021-2032) & (US\$ Million)
- Figure 33: U.K. Synthetic Data as a Service (SDaaS) Market Size YoY Growth (2021-2032) & (US\$ Million)
- Figure 34: Italy Synthetic Data as a Service (SDaaS) Market Size YoY Growth (2021-2032) & (US\$ Million)
- Figure 35: Spain Synthetic Data as a Service (SDaaS) Market Size YoY Growth (2021-2032) & (US\$ Million)
- Figure 36: Russia Synthetic Data as a Service (SDaaS) Market Size YoY Growth (2021-2032) & (US\$ Million)
- Figure 37: Netherlands Synthetic Data as a Service (SDaaS) Market Size YoY Growth (2021-2032) & (US\$ Million)
- Figure 38: Nordic Countries Synthetic Data as a Service (SDaaS) Market Size YoY Growth (2021-2032) & (US\$ Million)
- Figure 39: Asia-Pacific Synthetic Data as a Service (SDaaS) Market Size YoY Growth (2021-2032) & (US\$ Million)
- Figure 40: Asia-Pacific Synthetic Data as a Service (SDaaS) Market Share by Country (2021-2032)
- Figure 41: China Synthetic Data as a Service (SDaaS) Market Size YoY Growth (2021-2032) & (US\$ Million)
- Figure 42: Japan Synthetic Data as a Service (SDaaS) Market Size YoY Growth (2021-2032) & (US\$ Million)
- Figure 43: South Korea Synthetic Data as a Service (SDaaS) Market Size YoY Growth (2021-2032) & (US\$ Million)
- Figure 44: India Synthetic Data as a Service (SDaaS) Market Size YoY Growth (2021-2032) & (US\$ Million)
- Figure 45: India Synthetic Data as a Service (SDaaS) Market Share by Country (2021-2032)
- Figure 46: Australia Synthetic Data as a Service (SDaaS) Market Size YoY Growth (2021-2032) & (US\$ Million)
- Figure 47: China Taiwan Synthetic Data as a Service (SDaaS) Market Size YoY Growth (2021-2032) & (US\$ Million)
- Figure 48: Southeast Asia Synthetic Data as a Service (SDaaS) Market Size YoY Growth (2021-2032) & (US\$ Million)
- Figure 49: South America Synthetic Data as a Service (SDaaS) Market Size YoY Growth (2021-2032) & (US\$ Million)
- Figure 50: South America Synthetic Data as a Service (SDaaS) Market Share by Country (2021-2032)

- Figure 51: Brazil Synthetic Data as a Service (SDaaS) Market Size YoY Growth (2021-2032) & (US\$ Million)
- Figure 52: Argentina Synthetic Data as a Service (SDaaS) Market Size YoY Growth (2021-2032) & (US\$ Million)
- Figure 53: Chile Synthetic Data as a Service (SDaaS) Market Size YoY Growth (2021-2032) & (US\$ Million)
- Figure 54: Colombia Synthetic Data as a Service (SDaaS) Market Size YoY Growth (2021-2032) & (US\$ Million)
- Figure 55: Peru Synthetic Data as a Service (SDaaS) Market Size YoY Growth (2021-2032) & (US\$ Million)
- Figure 56: Mostly AI Revenue Growth Rate in Synthetic Data as a Service (SDaaS) Business (2021-2026)
- Figure 57: TonicAI Revenue Growth Rate in Synthetic Data as a Service (SDaaS) Business (2021-2026)
- Figure 58: Zumo Labs Revenue Growth Rate in Synthetic Data as a Service (SDaaS) Business (2021-2026)
- Figure 59: Livepanel Revenue Growth Rate in Synthetic Data as a Service (SDaaS) Business (2021-2026)
- Figure 60: Hazy SAS Revenue Growth Rate in Synthetic Data as a Service (SDaaS) Business (2021-2026)
- Figure 61: AICompetence Revenue Growth Rate in Synthetic Data as a Service (SDaaS) Business (2021-2026)
- Figure 62: Scale AI Revenue Growth Rate in Synthetic Data as a Service (SDaaS) Business (2021-2026)
- Figure 63: Synthesis AI Revenue Growth Rate in Synthetic Data as a Service (SDaaS) Business (2021-2026)
- Figure 64: Gretel Labs NVIDIA Revenue Growth Rate in Synthetic Data as a Service (SDaaS) Business (2021-2026)
- Figure 65: Sogeti Revenue Growth Rate in Synthetic Data as a Service (SDaaS) Business (2021-2026)
- Figure 66: Mdclone Revenue Growth Rate in Synthetic Data as a Service (SDaaS) Business (2021-2026)
- Figure 67: Datomize Revenue Growth Rate in Synthetic Data as a Service (SDaaS) Business (2021-2026)
- Figure 68: CVEDIA Revenue Growth Rate in Synthetic Data as a Service (SDaaS) Business (2021-2026)
- Figure 69: Rendered.ai Revenue Growth Rate in Synthetic Data as a Service (SDaaS) Business (2021-2026)
- Figure 70: OneView Revenue Growth Rate in Synthetic Data as a Service (SDaaS) Business (2021-2026)
- Figure 71: K2view Revenue Growth Rate in Synthetic Data as a Service (SDaaS) Business (2021-2026)