



## Predictive Genetic Counseling Service Industry Research Report 2026

Industry	Published	Pages	Format
Service & Software	2026-01-15	132	PDF

Single User	Multi User	Enterprise
USD 2,950	USD 4,430	USD 5,900

### Description

The global Predictive Genetic Counseling Service market was valued at US\$ million in 2025 and is projected to reach US\$ million by 2032, implying a CAGR of % over 2026–2032.

North America: the Predictive Genetic Counseling Service market is projected to increase from US\$ million in 2026 to US\$ million by 2032, reflecting a CAGR of % over 2026–2032. Europe: the Predictive Genetic Counseling Service market is projected to rise from US\$ million in 2026 to US\$ million by 2032, registering a CAGR of % over 2026–2032. Asia Pacific: the Predictive Genetic Counseling Service market is expected to grow from US\$ million in 2026 to US\$ million by 2032, at a CAGR of % over 2026–2032. Leading global service providers of Predictive Genetic Counseling Service include F. Hoffmann-La Roche Ltd, Abbott, Thermo Fisher Scientific Inc, Agilent Technologies Inc, Bio-Rad Laboratories Inc, Illumina Inc, QIAGEN, Myriad Genetics Inc and Pathway, among others; in 2025, the top three vendors together accounted for approximately % of global revenue.

### Report Scope

This report quantifies the global Predictive Genetic Counseling Service market in terms of revenue (US\$ million) and, where applicable, service volume (k units), using 2024 as the base year and providing annual historical and forecast data for 2021–2032.

It standardizes definitions of service Types and end-use Applications, harmonizes provider attribution, and delivers comparable time series by company, Type, Application, and region or country, including indicative price bands (US\$/k units) and concentration ratios (CR5/CR10). Outputs are intended to support service design, budgeting, capacity planning, and benchmarking for providers, platforms, channel partners, and investors; the report also reviews technology shifts and notable service innovations relevant to Predictive Genetic Counseling Service.

### Key Companies & Market Share Insights






This section profiles leading service providers with 2021–2025 results and a 2026–2032 outlook—covering revenue, market share, price bands, service portfolio and client mix, regional and channel mix, and key developments (M&A, network expansion, certifications). It also provides global revenue, average price, and—where applicable—volume metrics by provider, and calculates CR5/CR10 and rank changes to support comparative benchmarking.

Predictive Genetic Counseling Service Market by Company

F. Hoffmann-La Roche Ltd

Abbott

Thermo Fisher Scientific Inc

Agilent Technologies  Inc  
Bio-Rad Laboratories  Inc  
Illumina  Inc  
QIAGEN  
Myriad Genetics  Inc  
Pathway  
Siemens  
Genomic Health  Inc  
Admera Health  
DeCODE Genetics  
BGI Group  
Berry Genomics  
FIXIT

### **Predictive Genetic Counseling Service Segment by Type**

Premarital Examination Service  
Parent Child Identification Service  
Antenatal Examination Service  
Single Gene or Polygene Disease Diagnosis Service

### **Predictive Genetic Counseling Service Segment by Application**

Adult  
Child

### **Predictive Genetic Counseling Service Segment by Region**

North America  
United States  
Canada  
Mexico  
Europe  
Germany  
France  
U.K.  
Italy  
Spain  
Russia  
Netherlands  
Nordic Countries  
Asia-Pacific  
China  
Japan  
South Korea  
India  
Australia  
Taiwan  
Southeast Asia  
South America  
Brazil  
Argentina

Chile  
Middle East & Africa  
Saudi Arabia  
Israel  
United Arab Emirates  
Turkey  
Iran  
Egypt

### **Key Drivers & Barriers**

High-impact rendering factors and drivers have been studied in this report to aid the readers to understand the general development. Moreover, the report includes restraints and challenges that may act as stumbling blocks on the way of the players. This will assist the users to be attentive and make informed decisions related to business. Specialists have also laid their focus on the upcoming business prospects.

### **Reasons to Buy This Report**

1. This report will help the readers to understand the competition within the industries and strategies for the competitive environment to enhance the potential profit. The report also focuses on the competitive landscape of the global Predictive Genetic Counseling Service market, and introduces in detail the market share, industry ranking, competitor ecosystem, market performance, new product development, operation situation, expansion, and acquisition. etc. of the main players, which helps the readers to identify the main competitors and deeply understand the competition pattern of the market.
2. This report will help stakeholders to understand the global industry status and trends of Predictive Genetic Counseling Service and provides them with information on key market drivers, restraints, challenges, and opportunities.
3. This report will help stakeholders to understand competitors better and gain more insights to strengthen their position in their businesses. The competitive landscape section includes the market share and rank (in volume and value), competitor ecosystem, new product development, expansion, and acquisition.
4. This report stays updated with novel technology integration, features, and the latest developments in the market
5. This report helps stakeholders to gain insights into which regions to target globally
6. This report helps stakeholders to gain insights into the end-user perception concerning the adoption of Predictive Genetic Counseling Service.
7. This report helps stakeholders to identify some of the key players in the market and understand their valuable contribution.

### **Chapter Outline**

#### **Chapter 1:**

Research objectives, research methods, data sources, data cross-validation;

#### **Chapter 2:**

Introduces the report scope of the report, executive summary of different market segments (product type, application, etc), including the market size of each market segment, future development potential, and so on. It offers a high-level view of the current state of the market and its likely evolution in the short to mid-term, and long term.

#### **Chapter 3:**

Provides the analysis of various market segments product types, covering the market size and development potential of each market segment, to help readers find the blue ocean market in different market segments.

#### **Chapter 4:**

Provides the analysis of various market segments application, covering the market size and development potential of each market segment, to help readers find the blue ocean market in different downstream markets.

#### **Chapter 5:**

Introduces executive summary of global market size, regional market size, this section also introduces the market dynamics, latest developments of the market, the driving factors and restrictive factors of the market, the challenges and risks faced by companies in the industry, and the analysis of relevant policies in the industry.

#### **Chapter 6:**

Detailed analysis of Predictive Genetic Counseling Service companies' competitive landscape, revenue market share, latest development plan, merger, and acquisition information, etc.

Chapter 7, 8, 9, 10, 11: North America, Europe, Asia Pacific, South America, Middle East and Africa segment by country. It provides a quantitative analysis of the market size and development potential of each region and its main countries and introduces the market development, future development prospects, market space, and capacity of each country in the world.

#### **Chapter 12:**

Provides profiles of key players, introducing the basic situation of the main companies in the market in detail, including revenue, gross margin, product introduction, recent development, etc.

#### **Chapter 13:**

The main points and conclusions of the report.

# Table of Contents

---

## 1 Preface

- 1.1 Scope of Report
- 1.2 Reasons for Doing This Study
- 1.3 Research Methodology
- 1.4 Research Process
- 1.5 Data Source
  - 1.5.1 Secondary Sources
  - 1.5.2 Primary Sources

---

## 2 Market Overview

- 2.1 Product Definition
- 2.2 Predictive Genetic Counseling Service by Type
  - 2.2.1 Market Value Comparison by Type (2021 VS 2025 VS 2032)
  - 2.2.2 Premarital Examination Service
  - 2.2.3 Parent Child Identification Service
  - 2.2.4 Antenatal Examination Service
  - 2.2.5 Single Gene or Polygene Disease Diagnosis Service
- 2.3 Predictive Genetic Counseling Service by Application
  - 2.3.1 Market Value Comparison by Application (2021 VS 2025 VS 2032)
  - 2.3.2 Adult
  - 2.3.3 Child
- 2.4 Assumptions and Limitations

---

## 3 Predictive Genetic Counseling Service Breakdown Data by Type

- 3.1 Global Predictive Genetic Counseling Service Historic Market Size by Type (2021-2026)
- 3.2 Global Predictive Genetic Counseling Service Forecasted Market Size by Type (2027-2032)

---

## 4 Predictive Genetic Counseling Service Breakdown Data by Application

- 4.1 Global Predictive Genetic Counseling Service Historic Market Size by Application (2021-2026)
- 4.2 Global Predictive Genetic Counseling Service Forecasted Market Size by Application (2027-2032)

---

## 5 Global Growth Trends

- 5.1 Global Predictive Genetic Counseling Service Market Perspective (2021-2032)
- 5.2 Global Predictive Genetic Counseling Service Growth Trends by Region
  - 5.2.1 Global Predictive Genetic Counseling Service Market Size by Region: 2021 VS 2025 VS 2032
  - 5.2.2 Predictive Genetic Counseling Service Historic Market Size by Region (2021-2026)
  - 5.2.3 Predictive Genetic Counseling Service Forecasted Market Size by Region (2027-2032)
- 5.3 Predictive Genetic Counseling Service Market Dynamics
  - 5.3.1 Predictive Genetic Counseling Service Industry Trends
  - 5.3.2 Predictive Genetic Counseling Service Market Drivers
  - 5.3.3 Predictive Genetic Counseling Service Market Challenges
  - 5.3.4 Predictive Genetic Counseling Service Market Restraints

---

## 6 Market Competitive Landscape by Players

- 6.1 Global Top Predictive Genetic Counseling Service Players by Revenue
  - 6.1.1 Global Top Predictive Genetic Counseling Service Players by Revenue (2021-2026)

6.1.2 Global Predictive Genetic Counseling Service Revenue Market Share by Players (2021-2026)

6.2 Global Predictive Genetic Counseling Service Industry Players Ranking, 2023 VS 2024 VS 2025

6.3 Global Key Players of Predictive Genetic Counseling Service Head Office and Area Served

6.4 Global Predictive Genetic Counseling Service Players, Product Type & Application

6.5 Global Predictive Genetic Counseling Service Manufacturers Established Date

6.6 Global Predictive Genetic Counseling Service Market CR5 and HHI

6.7 Global Players Mergers & Acquisition

---

## 7 North America

7.1 North America Predictive Genetic Counseling Service Market Size (2021-2032)

7.2 North America Predictive Genetic Counseling Service Market Growth Rate by Country: 2021 VS 2025 VS 2032

7.3 North America Predictive Genetic Counseling Service Market Size by Country (2021-2026)

7.4 North America Predictive Genetic Counseling Service Market Size by Country (2027-2032)

7.5 United States

7.5 United States

7.6 Canada

7.7 Mexico

---

## 8 Europe

8.1 Europe Predictive Genetic Counseling Service Market Size (2021-2032)

8.2 Europe Predictive Genetic Counseling Service Market Growth Rate by Country: 2021 VS 2025 VS 2032

8.3 Europe Predictive Genetic Counseling Service Market Size by Country (2021-2026)

8.4 Europe Predictive Genetic Counseling Service Market Size by Country (2027-2032)

8.5 Germany

8.6 France

8.7 U.K.

8.8 Italy

8.9 Spain

8.10 Russia

8.11 Netherlands

8.12 Nordic Countries

---

## 9 Asia-Pacific

9.1 Asia-Pacific Predictive Genetic Counseling Service Market Size (2021-2032)

9.2 Asia-Pacific Predictive Genetic Counseling Service Market Growth Rate by Country: 2021 VS 2025 VS 2032

9.3 Asia-Pacific Predictive Genetic Counseling Service Market Size by Country (2021-2026)

9.4 Asia-Pacific Predictive Genetic Counseling Service Market Size by Country (2027-2032)

9.5 China

9.6 Japan

9.7 South Korea

9.8 India

9.9 Australia

9.10 China Taiwan

9.11 Southeast Asia

---

## 10 South America

10.1 South America Predictive Genetic Counseling Service Market Size (2021-2032)

10.2 South America Predictive Genetic Counseling Service Market Growth Rate by Country: 2021 VS 2025 VS 2032

10.3 South America Predictive Genetic Counseling Service Market Size by Country (2021-2026)

10.4 South America Predictive Genetic Counseling Service Market Size by Country (2027-2032)

10.5 Brazil

10.6 Argentina

10.7 Chile

10.8 Colombia

10.9 Peru

---

## 11 Middle East & Africa

11.1 Middle East & Africa Predictive Genetic Counseling Service Market Size (2021-2032)

11.2 Middle East & Africa Predictive Genetic Counseling Service Market Growth Rate by Country: 2021 VS 2025 VS 2032

11.3 Middle East & Africa Predictive Genetic Counseling Service Market Size by Country (2021-2026)

11.4 Middle East & Africa Predictive Genetic Counseling Service Market Size by Country (2027-2032)

11.5 Saudi Arabia

11.6 Israel

11.7 United Arab Emirates

11.8 Turkey

11.9 Iran

11.10 Egypt

---

## 12 Players Profiled

12.1 F. Hoffmann-La Roche Ltd

12.1.1 F. Hoffmann-La Roche Ltd Company Information

12.1.2 F. Hoffmann-La Roche Ltd Business Overview

12.1.3 F. Hoffmann-La Roche Ltd Revenue in Predictive Genetic Counseling Service Business (2021-2026)

12.1.4 F. Hoffmann-La Roche Ltd Predictive Genetic Counseling Service Product Portfolio

12.1.5 F. Hoffmann-La Roche Ltd Recent Developments

12.2 Abbott

12.2.1 Abbott Company Information

12.2.2 Abbott Business Overview

12.2.3 Abbott Revenue in Predictive Genetic Counseling Service Business (2021-2026)

12.2.4 Abbott Predictive Genetic Counseling Service Product Portfolio

12.2.5 Abbott Recent Developments

12.3 Thermo Fisher Scientific Inc

12.3.1 Thermo Fisher Scientific Inc Company Information

12.3.2 Thermo Fisher Scientific Inc Business Overview

12.3.3 Thermo Fisher Scientific Inc Revenue in Predictive Genetic Counseling Service Business (2021-2026)

12.3.4 Thermo Fisher Scientific Inc Predictive Genetic Counseling Service Product Portfolio

12.3.5 Thermo Fisher Scientific Inc Recent Developments

12.4 Agilent Technologies Inc

12.4.1 Agilent Technologies Inc Company Information

12.4.2 Agilent Technologies Inc Business Overview

12.4.3 Agilent Technologies Inc Revenue in Predictive Genetic Counseling Service Business (2021-2026)

12.4.4 Agilent Technologies Inc Predictive Genetic Counseling Service Product Portfolio

12.4.5 Agilent Technologies Inc Recent Developments

12.5 Bio-Rad Laboratories Inc

12.5.1 Bio-Rad Laboratories Inc Company Information

12.5.2 Bio-Rad Laboratories Inc Business Overview

12.5.3 Bio-Rad Laboratories Inc Revenue in Predictive Genetic Counseling Service Business (2021-2026)

12.5.4 Bio-Rad Laboratories Inc Predictive Genetic Counseling Service Product Portfolio

12.5.5 Bio-Rad Laboratories Inc Recent Developments

12.6 Illumina Inc

12.6.1 Illumina Inc Company Information

12.6.2 Illumina Inc Business Overview

12.6.3 Illumina Inc Revenue in Predictive Genetic Counseling Service Business (2021-2026)

12.6.4 Illumina Inc Predictive Genetic Counseling Service Product Portfolio

12.6.5 Illumina Inc Recent Developments

## 12.7 QIAGEN

12.7.1 QIAGEN Company Information

12.7.2 QIAGEN Business Overview

12.7.3 QIAGEN Revenue in Predictive Genetic Counseling Service Business (2021-2026)

12.7.4 QIAGEN Predictive Genetic Counseling Service Product Portfolio

12.7.5 QIAGEN Recent Developments

## 12.8 Myriad Genetics Inc

12.8.1 Myriad Genetics Inc Company Information

12.8.2 Myriad Genetics Inc Business Overview

12.8.3 Myriad Genetics Inc Revenue in Predictive Genetic Counseling Service Business (2021-2026)

12.8.4 Myriad Genetics Inc Predictive Genetic Counseling Service Product Portfolio

12.8.5 Myriad Genetics Inc Recent Developments

## 12.9 Pathway

12.9.1 Pathway Company Information

12.9.2 Pathway Business Overview

12.9.3 Pathway Revenue in Predictive Genetic Counseling Service Business (2021-2026)

12.9.4 Pathway Predictive Genetic Counseling Service Product Portfolio

12.9.5 Pathway Recent Developments

## 12.10 Siemens

12.10.1 Siemens Company Information

12.10.2 Siemens Business Overview

12.10.3 Siemens Revenue in Predictive Genetic Counseling Service Business (2021-2026)

12.10.4 Siemens Predictive Genetic Counseling Service Product Portfolio

12.10.5 Siemens Recent Developments

## 12.11 Genomic Health Inc

12.11.1 Genomic Health Inc Company Information

12.11.2 Genomic Health Inc Business Overview

12.11.3 Genomic Health Inc Revenue in Predictive Genetic Counseling Service Business (2021-2026)

12.11.4 Genomic Health Inc Predictive Genetic Counseling Service Product Portfolio

12.11.5 Genomic Health Inc Recent Developments

## 12.12 Admera Health

12.12.1 Admera Health Company Information

12.12.2 Admera Health Business Overview

12.12.3 Admera Health Revenue in Predictive Genetic Counseling Service Business (2021-2026)

12.12.4 Admera Health Predictive Genetic Counseling Service Product Portfolio

12.12.5 Admera Health Recent Developments

## 12.13 DeCODE Genetics

12.13.1 DeCODE Genetics Company Information

12.13.2 DeCODE Genetics Business Overview

12.13.3 DeCODE Genetics Revenue in Predictive Genetic Counseling Service Business (2021-2026)

12.13.4 DeCODE Genetics Predictive Genetic Counseling Service Product Portfolio

12.13.5 DeCODE Genetics Recent Developments

## 12.14 BGI Group

12.14.1 BGI Group Company Information

12.14.2 BGI Group Business Overview

12.14.3 BGI Group Revenue in Predictive Genetic Counseling Service Business (2021-2026)

12.14.4 BGI Group Predictive Genetic Counseling Service Product Portfolio

12.14.5 BGI Group Recent Developments

12.15 Berry Genomics

12.15.1 Berry Genomics Company Information

12.15.2 Berry Genomics Business Overview

12.15.3 Berry Genomics Revenue in Predictive Genetic Counseling Service Business (2021-2026)

12.15.4 Berry Genomics Predictive Genetic Counseling Service Product Portfolio

12.15.5 Berry Genomics Recent Developments

12.16 FIXIT

12.16.1 FIXIT Company Information

12.16.2 FIXIT Business Overview

12.16.3 FIXIT Revenue in Predictive Genetic Counseling Service Business (2021-2026)

12.16.4 FIXIT Predictive Genetic Counseling Service Product Portfolio

12.16.5 FIXIT Recent Developments

---

## **13 Report Conclusion**

---

## **14 Disclaimer**

# List of Tables and Figures

---

## List of Tables:

- Table 1: Secondary Sources
- Table 2: Primary Sources
- Table 3: Market Value Comparison by Type (2021 VS 2025 VS 2032) & (US\$ Million)
- Table 4: Market Value Comparison by Application (2021 VS 2025 VS 2032) & (US\$ Million)
- Table 5: Global Predictive Genetic Counseling Service Market Size by Type (2021-2026) & (US\$ Million)
- Table 6: Global Predictive Genetic Counseling Service Revenue Market Share by Type (2021-2026)
- Table 7: Global Predictive Genetic Counseling Service Forecasted Market Size by Type (2027-2032) & (US\$ Million)
- Table 8: Global Predictive Genetic Counseling Service Revenue Market Share by Type (2027-2032)
- Table 9: Global Predictive Genetic Counseling Service Market Size by Application (2021-2026) & (US\$ Million)
- Table 10: Global Predictive Genetic Counseling Service Revenue Market Share by Application (2021-2026)
- Table 11: Global Predictive Genetic Counseling Service Forecasted Market Size by Application (2027-2032) & (US\$ Million)
- Table 12: Global Predictive Genetic Counseling Service Revenue Market Share by Application (2027-2032)
- Table 13: Global Predictive Genetic Counseling Service Market Size by Region (US\$ Million): 2021 VS 2025 VS 2032
- Table 14: Global Predictive Genetic Counseling Service Market Size by Region (2021-2026) & (US\$ Million)
- Table 15: Global Predictive Genetic Counseling Service Market Share by Region (2021-2026)
- Table 16: Global Predictive Genetic Counseling Service Forecasted Market Size by Region (2027-2032) & (US\$ Million)
- Table 17: Global Predictive Genetic Counseling Service Market Share by Region (2027-2032)
- Table 18: Predictive Genetic Counseling Service Industry Trends
- Table 19: Predictive Genetic Counseling Service Industry Drivers
- Table 20: Predictive Genetic Counseling Service Industry Opportunities and Challenges
- Table 21: Predictive Genetic Counseling Service Market Restraints
- Table 22: Global Top Predictive Genetic Counseling Service Players by Revenue (US\$ Million) & (2021-2026)
- Table 23: Global Predictive Genetic Counseling Service Revenue Market Share by Players (2021-2026)
- Table 24: Global Predictive Genetic Counseling Service Industry Players Ranking, 2024 VS 2025 VS 2026
- Table 25: Global Key Players of Predictive Genetic Counseling Service, Headquarters and Area Served
- Table 26: Global Predictive Genetic Counseling Service Players, Product Type & Application
- Table 27: Global Players Market Concentration Ratio (CR5 and HHI)
- Table 28: Global Predictive Genetic Counseling Service by Players Type (Tier 1, Tier 2, and Tier 3) & (Based on the Revenue of 2025)
- Table 29: Players Mergers & Acquisitions, Expansion Plans
- Table 30: North America Predictive Genetic Counseling Service Market Growth Rate by Country: 2021 VS 2025 VS 2032 (US\$ Million)
- Table 31: North America Predictive Genetic Counseling Service Market Size by Country (2021-2026) & (US\$ Million)
- Table 32: North America Predictive Genetic Counseling Service Market Size by Country (2027-2032) & (US\$ Million)
- Table 33: Europe Predictive Genetic Counseling Service Market Growth Rate by Country: 2021 VS 2025 VS 2032 (US\$ Million)
- Table 34: Europe Predictive Genetic Counseling Service Market Size by Country (2021-2026) & (US\$ Million)
- Table 35: Europe Predictive Genetic Counseling Service Market Size by Country (2027-2032) & (US\$ Million)
- Table 36: Asia Pacific Predictive Genetic Counseling Service Market Growth Rate by Country: 2021 VS 2025 VS 2032 (US\$ Million)
- Table 37: Asia Pacific Predictive Genetic Counseling Service Market Size by Region (2021-2026) & (US\$ Million)
- Table 38: Asia Pacific Predictive Genetic Counseling Service Market Size by Country (2027-2032) & (US\$ Million)
- Table 39: South America Predictive Genetic Counseling Service Market Growth Rate by Country: 2021 VS 2025 VS 2032 (US\$ Million)
- Table 40: South America Predictive Genetic Counseling Service Market Size by Country (2021-2026) & (US\$ Million)
- Table 41: South America Predictive Genetic Counseling Service Market Size by Country (2027-2032) & (US\$ Million)
- Table 42: Middle East & Africa Predictive Genetic Counseling Service Market Growth Rate by Country: 2021 VS 2025 VS 2032 (US\$ Million)
- Table 43: Middle East & Africa Predictive Genetic Counseling Service Market Size by Country (2021-2026) & (US\$ Million)
- Table 44: Middle East & Africa Predictive Genetic Counseling Service Market Size by Country (2027-2032) & (US\$ Million)
- Table 45: F. Hoffmann-La Roche Ltd Company Information
- Table 46: F. Hoffmann-La Roche Ltd Business Overview
- Table 47: F. Hoffmann-La Roche Ltd Revenue in Predictive Genetic Counseling Service Business (2021-2026) & (US\$ Million)
- Table 48: F. Hoffmann-La Roche Ltd Predictive Genetic Counseling Service Product Portfolio
- Table 49: F. Hoffmann-La Roche Ltd Recent Developments

- Table 50: Abbott Company Information
- Table 51: Abbott Business Overview
- Table 52: Abbott Revenue in Predictive Genetic Counseling Service Business (2021-2026) & (US\$ Million)
- Table 53: Abbott Predictive Genetic Counseling Service Product Portfolio
- Table 54: Abbott Recent Developments
- Table 55: Thermo Fisher Scientific Inc Company Information
- Table 56: Thermo Fisher Scientific Inc Business Overview
- Table 57: Thermo Fisher Scientific Inc Revenue in Predictive Genetic Counseling Service Business (2021-2026) & (US\$ Million)
- Table 58: Thermo Fisher Scientific Inc Predictive Genetic Counseling Service Product Portfolio
- Table 59: Thermo Fisher Scientific Inc Recent Developments
- Table 60: Agilent Technologies Inc Company Information
- Table 61: Agilent Technologies Inc Business Overview
- Table 62: Agilent Technologies Inc Revenue in Predictive Genetic Counseling Service Business (2021-2026) & (US\$ Million)
- Table 63: Agilent Technologies Inc Predictive Genetic Counseling Service Product Portfolio
- Table 64: Agilent Technologies Inc Recent Developments
- Table 65: Bio-Rad Laboratories Inc Company Information
- Table 66: Bio-Rad Laboratories Inc Business Overview
- Table 67: Bio-Rad Laboratories Inc Revenue in Predictive Genetic Counseling Service Business (2021-2026) & (US\$ Million)
- Table 68: Bio-Rad Laboratories Inc Predictive Genetic Counseling Service Product Portfolio
- Table 69: Bio-Rad Laboratories Inc Recent Developments
- Table 70: Illumina Inc Company Information
- Table 71: Illumina Inc Business Overview
- Table 72: Illumina Inc Revenue in Predictive Genetic Counseling Service Business (2021-2026) & (US\$ Million)
- Table 73: Illumina Inc Predictive Genetic Counseling Service Product Portfolio
- Table 74: Illumina Inc Recent Developments
- Table 75: QIAGEN Company Information
- Table 76: QIAGEN Business Overview
- Table 77: QIAGEN Revenue in Predictive Genetic Counseling Service Business (2021-2026) & (US\$ Million)
- Table 78: QIAGEN Predictive Genetic Counseling Service Product Portfolio
- Table 79: QIAGEN Recent Developments
- Table 80: Myriad Genetics Inc Company Information
- Table 81: Myriad Genetics Inc Business Overview
- Table 82: Myriad Genetics Inc Revenue in Predictive Genetic Counseling Service Business (2021-2026) & (US\$ Million)
- Table 83: Myriad Genetics Inc Predictive Genetic Counseling Service Product Portfolio
- Table 84: Myriad Genetics Inc Recent Developments
- Table 85: Pathway Company Information
- Table 86: Pathway Business Overview
- Table 87: Pathway Revenue in Predictive Genetic Counseling Service Business (2021-2026) & (US\$ Million)
- Table 88: Pathway Predictive Genetic Counseling Service Product Portfolio
- Table 89: Pathway Recent Developments
- Table 90: Siemens Company Information
- Table 91: Siemens Business Overview
- Table 92: Siemens Revenue in Predictive Genetic Counseling Service Business (2021-2026) & (US\$ Million)
- Table 93: Siemens Predictive Genetic Counseling Service Product Portfolio
- Table 94: Siemens Recent Developments
- Table 95: Genomic Health Inc Company Information
- Table 96: Genomic Health Inc Business Overview
- Table 97: Genomic Health Inc Revenue in Predictive Genetic Counseling Service Business (2021-2026) & (US\$ Million)
- Table 98: Genomic Health Inc Predictive Genetic Counseling Service Product Portfolio
- Table 99: Genomic Health Inc Recent Developments
- Table 100: Admera Health Company Information
- Table 101: Admera Health Business Overview
- Table 102: Admera Health Revenue in Predictive Genetic Counseling Service Business (2021-2026) & (US\$ Million)
- Table 103: Admera Health Predictive Genetic Counseling Service Product Portfolio
- Table 104: Admera Health Recent Developments
- Table 105: DeCODE Genetics Company Information
- Table 106: DeCODE Genetics Business Overview
- Table 107: DeCODE Genetics Revenue in Predictive Genetic Counseling Service Business (2021-2026) & (US\$ Million)
- Table 108: DeCODE Genetics Predictive Genetic Counseling Service Product Portfolio
- Table 109: DeCODE Genetics Recent Developments
- Table 110: BGI Group Company Information
- Table 111: BGI Group Business Overview
- Table 112: BGI Group Revenue in Predictive Genetic Counseling Service Business (2021-2026) & (US\$ Million)
- Table 113: BGI Group Predictive Genetic Counseling Service Product Portfolio

- Table 114: BGI Group Recent Developments
- Table 115: Berry Genomics Company Information
- Table 116: Berry Genomics Business Overview
- Table 117: Berry Genomics Revenue in Predictive Genetic Counseling Service Business (2021-2026) & (US\$ Million)
- Table 118: Berry Genomics Predictive Genetic Counseling Service Product Portfolio
- Table 119: Berry Genomics Recent Developments
- Table 120: FIXIT Company Information
- Table 121: FIXIT Business Overview
- Table 122: FIXIT Revenue in Predictive Genetic Counseling Service Business (2021-2026) & (US\$ Million)
- Table 123: FIXIT Predictive Genetic Counseling Service Product Portfolio
- Table 124: FIXIT Recent Developments
- Table 125: Authors List of This Report

## List of Figures:

- Figure 1: Research Methodology
- Figure 2: Research Process
- Figure 3: Key Executives Interviewed
- Figure 4: Predictive Genetic Counseling Service Product Image
- Figure 5: Global Predictive Genetic Counseling Service Market Size Comparison by Type (2021 VS 2025 VS 2032) & (US\$ Million)
- Figure 6: Global Predictive Genetic Counseling Service Market Share by Type: 2025 VS 2032
- Figure 7: Premarital Examination Service Product
- Figure 8: Parent Child Identification Service Product
- Figure 9: Antenatal Examination Service Product
- Figure 10: Single Gene or Polygene Disease Diagnosis Service Product
- Figure 11: Global Predictive Genetic Counseling Service Market Size by Application (2021 VS 2025 VS 2032) & (US\$ Million)
- Figure 12: Global Predictive Genetic Counseling Service Market Share by Application: 2025 VS 2032
- Figure 13: Adult Product
- Figure 14: Child Product
- Figure 15: Global Predictive Genetic Counseling Service Market Size (US\$ Million), Year-over-Year: 2021-2032
- Figure 16: Global Predictive Genetic Counseling Service Market Size, (US\$ Million), 2021 VS 2025 VS 2032
- Figure 17: Global Predictive Genetic Counseling Service Market Share by Region: 2025 VS 2032
- Figure 18: Global Predictive Genetic Counseling Service Market Share by Players in 2025
- Figure 19: Global Predictive Genetic Counseling Service Manufacturers Established Date
- Figure 20: Global Top 5 and 10 Predictive Genetic Counseling Service Players Market Share by Revenue in 2025
- Figure 21: Players Type (Tier 1, Tier 2, and Tier 3): 2021 VS 2025
- Figure 22: North America Predictive Genetic Counseling Service Market Size YoY Growth (2021-2032) & (US\$ Million)
- Figure 23: North America Predictive Genetic Counseling Service Market Share by Country (2021-2032)
- Figure 24: United States Predictive Genetic Counseling Service Market Size YoY Growth (2021-2032) & (US\$ Million)
- Figure 25: Canada Predictive Genetic Counseling Service Market Size YoY Growth (2021-2032) & (US\$ Million)
- Figure 26: Mexico Predictive Genetic Counseling Service Market Share by Country (2021-2032)
- Figure 27: Europe Predictive Genetic Counseling Service Market Size YoY Growth (2021-2032) & (US\$ Million)
- Figure 28: Europe Predictive Genetic Counseling Service Market Share by Country (2021-2032)
- Figure 29: Germany Predictive Genetic Counseling Service Market Size YoY Growth (2021-2032) & (US\$ Million)
- Figure 30: France Predictive Genetic Counseling Service Market Size YoY Growth (2021-2032) & (US\$ Million)
- Figure 31: U.K. Predictive Genetic Counseling Service Market Size YoY Growth (2021-2032) & (US\$ Million)
- Figure 32: Italy Predictive Genetic Counseling Service Market Size YoY Growth (2021-2032) & (US\$ Million)
- Figure 33: Spain Predictive Genetic Counseling Service Market Size YoY Growth (2021-2032) & (US\$ Million)
- Figure 34: Russia Predictive Genetic Counseling Service Market Size YoY Growth (2021-2032) & (US\$ Million)
- Figure 35: Netherlands Predictive Genetic Counseling Service Market Size YoY Growth (2021-2032) & (US\$ Million)
- Figure 36: Nordic Countries Predictive Genetic Counseling Service Market Size YoY Growth (2021-2032) & (US\$ Million)
- Figure 37: Asia-Pacific Predictive Genetic Counseling Service Market Size YoY Growth (2021-2032) & (US\$ Million)
- Figure 38: Asia-Pacific Predictive Genetic Counseling Service Market Share by Country (2021-2032)
- Figure 39: China Predictive Genetic Counseling Service Market Size YoY Growth (2021-2032) & (US\$ Million)
- Figure 40: Japan Predictive Genetic Counseling Service Market Size YoY Growth (2021-2032) & (US\$ Million)
- Figure 41: South Korea Predictive Genetic Counseling Service Market Size YoY Growth (2021-2032) & (US\$ Million)
- Figure 42: India Predictive Genetic Counseling Service Market Size YoY Growth (2021-2032) & (US\$ Million)
- Figure 43: India Predictive Genetic Counseling Service Market Share by Country (2021-2032)
- Figure 44: Australia Predictive Genetic Counseling Service Market Size YoY Growth (2021-2032) & (US\$ Million)
- Figure 45: China Taiwan Predictive Genetic Counseling Service Market Size YoY Growth (2021-2032) & (US\$ Million)
- Figure 46: Southeast Asia Predictive Genetic Counseling Service Market Size YoY Growth (2021-2032) & (US\$ Million)
- Figure 47: South America Predictive Genetic Counseling Service Market Size YoY Growth (2021-2032) & (US\$ Million)
- Figure 48: South America Predictive Genetic Counseling Service Market Share by Country (2021-2032)

- Figure 49: Brazil Predictive Genetic Counseling Service Market Size YoY Growth (2021-2032) & (US\$ Million)
- Figure 50: Argentina Predictive Genetic Counseling Service Market Size YoY Growth (2021-2032) & (US\$ Million)
- Figure 51: Chile Predictive Genetic Counseling Service Market Size YoY Growth (2021-2032) & (US\$ Million)
- Figure 52: Colombia Predictive Genetic Counseling Service Market Size YoY Growth (2021-2032) & (US\$ Million)
- Figure 53: Peru Predictive Genetic Counseling Service Market Size YoY Growth (2021-2032) & (US\$ Million)
- Figure 54: F. Hoffmann-La Roche Ltd Revenue Growth Rate in Predictive Genetic Counseling Service Business (2021-2026)
- Figure 55: Abbott Revenue Growth Rate in Predictive Genetic Counseling Service Business (2021-2026)
- Figure 56: Thermo Fisher Scientific Inc Revenue Growth Rate in Predictive Genetic Counseling Service Business (2021-2026)
- Figure 57: Agilent Technologies Inc Revenue Growth Rate in Predictive Genetic Counseling Service Business (2021-2026)
- Figure 58: Bio-Rad Laboratories Inc Revenue Growth Rate in Predictive Genetic Counseling Service Business (2021-2026)
- Figure 59: Illumina Inc Revenue Growth Rate in Predictive Genetic Counseling Service Business (2021-2026)
- Figure 60: QIAGEN Revenue Growth Rate in Predictive Genetic Counseling Service Business (2021-2026)
- Figure 61: Myriad Genetics Inc Revenue Growth Rate in Predictive Genetic Counseling Service Business (2021-2026)
- Figure 62: Pathway Revenue Growth Rate in Predictive Genetic Counseling Service Business (2021-2026)
- Figure 63: Siemens Revenue Growth Rate in Predictive Genetic Counseling Service Business (2021-2026)
- Figure 64: Genomic Health Inc Revenue Growth Rate in Predictive Genetic Counseling Service Business (2021-2026)
- Figure 65: Admera Health Revenue Growth Rate in Predictive Genetic Counseling Service Business (2021-2026)
- Figure 66: DeCODE Genetics Revenue Growth Rate in Predictive Genetic Counseling Service Business (2021-2026)
- Figure 67: BGI Group Revenue Growth Rate in Predictive Genetic Counseling Service Business (2021-2026)
- Figure 68: Berry Genomics Revenue Growth Rate in Predictive Genetic Counseling Service Business (2021-2026)
- Figure 69: FIXIT Revenue Growth Rate in Predictive Genetic Counseling Service Business (2021-2026)