



Vape With Screen Industry Research Report 2026

Industry	Published	Pages	Format
Consumer Goods	2025-12-23	146	PDF

Single User	Multi User	Enterprise
USD 2,950	USD 4,430	USD 5,900

Description

The global Vape With Screen market was valued at US\$ million in 2025 and is projected to reach US\$ million by 2032, implying a CAGR of % over 2026–2032.

The North America market for Vape With Screen is projected to increase from US\$ million in 2026 to US\$ million by 2032, corresponding to a CAGR of % over 2026–2032.

The Europe market for Vape With Screen is projected to rise from US\$ million in 2026 to US\$ million by 2032, registering a CAGR of % over 2026–2032.

The Asia Pacific market for Vape With Screen is expected to grow from US\$ million in 2026 to US\$ million by 2032, at a CAGR of % over 2026–2032.

Leading global manufacturers of Vape With Screen include Elfbar, VOOPOO, iJoy Bar, LOST MARY, HQD TECH, Geek Bar, ELUX, Smoktech and SMISS TECH, among others. In 2025, the top three vendors together accounted for approximately % of global revenue.

Report Scope

This report quantifies the global Vape With Screen market in terms of revenue (US\$ million) and, where applicable, sales volume (k units), using 2025 as the base year and providing annual historical and forecast data for 2021–2032.

It standardizes definitions of Types and Applications, harmonizes vendor attribution, and presents comparable time series by company, Type, Application, and region/country, including indicative price bands (US\$/k units) and concentration ratios (CR5/CR10).

The outputs are intended to support strategy development, budgeting, and performance benchmarking for brand owners, manufacturers, retailers, channel partners, and investors; data are structured with consistent units and fields to facilitate integration into internal FP&A and BI systems.

Key Companies & Market Share Insights

This section profiles leading manufacturers, combining 2021–2025 results with a 2026–2032 outlook. It reports revenue, market share, price bands, product and application mix, regional and channel mix, and key developments (M&A, capacity additions, certifications). It also provides global revenue, average price, and—where applicable—sales volume by manufacturer, and calculates CR5/CR10 and rank changes to support comparative benchmarking.



Vape With Screen Market by Company

Elfbar

VOOPOO

iJoy Bar

LOST MARY

HQD TECH
Geek Bar
ELUX
Smoktech
SMISS TECH
Lost Vape
Mr Fog
OXVA
INFLAVE
KangerTech
ICON Vape
RabBeats
VUSE  BAT 
Rebbeats
YOOZ
Fresor
IJOY
FiBiE
ABUFUN

Vape With Screen Segment by Type

LED
LCD
OLED

Vape With Screen Segment by Application

Specialty Store
Online Channels

Vape With Screen Segment by Region

North America
United States
Canada
Mexico
Europe
Germany
France
U.K.
Italy
Russia
Spain
Netherlands
Switzerland
Sweden
Poland
Asia-Pacific
China
Japan
South Korea

India
Australia
Taiwan
Southeast Asia
South America
Brazil
Argentina
Chile
Middle East & Africa
Egypt
South Africa
Israel
Türkiye
GCC Countries

Key Drivers & Barriers

High-impact rendering factors and drivers have been studied in this report to aid the readers to understand the general development. Moreover, the report includes restraints and challenges that may act as stumbling blocks on the way of the players. This will assist the users to be attentive and make informed decisions related to business. Specialists have also laid their focus on the upcoming business prospects.

Reasons to Buy This Report

1. This report will help the readers to understand the competition within the industries and strategies for the competitive environment to enhance the potential profit. The report also focuses on the competitive landscape of the global Vape With Screen market, and introduces in detail the market share, industry ranking, competitor ecosystem, market performance, new product development, operation situation, expansion, and acquisition. etc. of the main players, which helps the readers to identify the main competitors and deeply understand the competition pattern of the market.
2. This report will help stakeholders to understand the global industry status and trends of Vape With Screen and provides them with information on key market drivers, restraints, challenges, and opportunities.
3. This report will help stakeholders to understand competitors better and gain more insights to strengthen their position in their businesses. The competitive landscape section includes the market share and rank (in volume and value), competitor ecosystem, new product development, expansion, and acquisition.
4. This report stays updated with novel technology integration, features, and the latest developments in the market
5. This report helps stakeholders to gain insights into which regions to target globally
6. This report helps stakeholders to gain insights into the end-user perception concerning the adoption of Vape With Screen.
7. This report helps stakeholders to identify some of the key players in the market and understand their valuable contribution.

Chapter Outline

Chapter 1:

Research objectives, research methods, data sources, data cross-validation;

Chapter 2:

Introduces the report scope of the report, executive summary of different market segments (by region, product type, application, etc.), including the market size of each market segment, future development potential, and so on. It offers a high-level view of the current state of the market and its likely evolution in the short to mid-term, and long term.

Chapter 3:

Detailed analysis of Vape With Screen manufacturers competitive landscape, price, production and value market share, latest development plan, merger, and acquisition information, etc.

Chapter 4:

Provides profiles of key players, introducing the basic situation of the main companies in the market in detail, including product production/output, value, price, gross margin, product introduction, recent development, etc.

Chapter 5:

Production/output, value of Vape With Screen by region/country. It provides a quantitative analysis of the market size and development potential of each region in the next six years.

Chapter 6:

Consumption of Vape With Screen in regional level and country level. It provides a quantitative analysis of the market size and development potential of each region and its main countries and introduces the market development, future development prospects, market space, and production of each country in the world.

Chapter 7:

Provides the analysis of various market segments by type, covering the market size and development potential of each market segment, to help readers find the blue ocean market in different market segments.

Chapter 8:

Provides the analysis of various market segments by application, covering the market size and development potential of each market segment, to help readers find the blue ocean market in different downstream markets.

Chapter 9:

Analysis of industrial chain, including the upstream and downstream of the industry.

Chapter 10:

Introduces the market dynamics, latest developments of the market, the driving factors and restrictive factors of the market, the challenges and risks faced by manufacturers in the industry, and the analysis of relevant policies in the industry.

Chapter 11:

The main points and conclusions of the report.

Table of Contents

1 Preface

- 1.1 Scope of Report
- 1.2 Reasons for Doing This Study
- 1.3 Research Methodology
- 1.4 Research Process
- 1.5 Data Source
 - 1.5.1 Secondary Sources
 - 1.5.2 Primary Sources

2 Market Overview

- 2.1 Product Definition
- 2.2 Global Market Growth Prospects
 - 2.2.1 Global Vape With Screen Market Size (2021-2032)
 - 2.2.2 Global Vape With Screen Sales (2021-2032)
 - 2.2.3 Global Vape With Screen Market Average Price (2021-2032)
- 2.3 Vape With Screen by Type
 - 2.3.1 Market Value Comparison by Type (2021 VS 2025 VS 2032) & (US\$ Million)
 - 2.3.2 LED
 - 2.3.3 LCD
 - 2.3.4 OLED
- 2.4 Vape With Screen by Application
 - 2.4.1 Market Value Comparison by Application (2021 VS 2025 VS 2032)
 - 2.4.2 Specialty Store
 - 2.4.3 Online Channels


3 Market Competitive Landscape by Manufacturers

- 3.1 Global Vape With Screen Market Competitive Situation by Manufacturers (2021 Versus 2025)
- 3.2 Global Vape With Screen Sales (k units) of Manufacturers (2021-2026)
- 3.3 Global Vape With Screen Revenue of Manufacturers (2021-2026)
- 3.4 Global Vape With Screen Average Price by Manufacturers (2021-2026)
- 3.5 Global Vape With Screen Industry Ranking, 2024 VS 2025 VS 2026
- 3.6 Global Manufacturers of Vape With Screen, Manufacturing Sites & Headquarters
- 3.7 Global Manufacturers of Vape With Screen, Product Type & Application
- 3.8 Global Manufacturers of Vape With Screen, Established Date
- 3.9 Global Vape With Screen Market CR5 and HHI
- 3.10 Global Manufacturers Mergers & Acquisition

4 Manufacturers Profiled

- 4.1 Elfbar
 - 4.1.1 Elfbar Company Information
 - 4.1.2 Elfbar Business Overview
 - 4.1.3 Elfbar Vape With Screen Sales, Revenue and Gross Margin (2021-2026)
 - 4.1.4 Elfbar Vape With Screen Product Portfolio
 - 4.1.5 Elfbar Recent Developments
- 4.2 VOOPOO

- 4.2.1 VOOPOO Company Information
- 4.2.2 VOOPOO Business Overview
- 4.2.3 VOOPOO Vape With Screen Sales, Revenue and Gross Margin (2021-2026)
- 4.2.4 VOOPOO Vape With Screen Product Portfolio
- 4.2.5 VOOPOO Recent Developments
- 4.3 iJoy Bar
 - 4.3.1 iJoy Bar Company Information
 - 4.3.2 iJoy Bar Business Overview
 - 4.3.3 iJoy Bar Vape With Screen Sales, Revenue and Gross Margin (2021-2026)
 - 4.3.4 iJoy Bar Vape With Screen Product Portfolio
 - 4.3.5 iJoy Bar Recent Developments
- 4.4 LOST MARY
 - 4.4.1 LOST MARY Company Information
 - 4.4.2 LOST MARY Business Overview
 - 4.4.3 LOST MARY Vape With Screen Sales, Revenue and Gross Margin (2021-2026)
 - 4.4.4 LOST MARY Vape With Screen Product Portfolio
 - 4.4.5 LOST MARY Recent Developments
- 4.5 HQD TECH
 - 4.5.1 HQD TECH Company Information
 - 4.5.2 HQD TECH Business Overview
 - 4.5.3 HQD TECH Vape With Screen Sales, Revenue and Gross Margin (2021-2026)
 - 4.5.4 HQD TECH Vape With Screen Product Portfolio
 - 4.5.5 HQD TECH Recent Developments
- 4.6 Geek Bar
 - 4.6.1 Geek Bar Company Information
 - 4.6.2 Geek Bar Business Overview
 - 4.6.3 Geek Bar Vape With Screen Sales, Revenue and Gross Margin (2021-2026)
 - 4.6.4 Geek Bar Vape With Screen Product Portfolio
 - 4.6.5 Geek Bar Recent Developments
- 4.7 ELUX
 - 4.7.1 ELUX Company Information
 - 4.7.2 ELUX Business Overview
 - 4.7.3 ELUX Vape With Screen Sales, Revenue and Gross Margin (2021-2026)
 - 4.7.4 ELUX Vape With Screen Product Portfolio
 - 4.7.5 ELUX Recent Developments
- 4.8 Smoktech
 - 4.8.1 Smoktech Company Information
 - 4.8.2 Smoktech Business Overview
 - 4.8.3 Smoktech Vape With Screen Sales, Revenue and Gross Margin (2021-2026)
 - 4.8.4 Smoktech Vape With Screen Product Portfolio
 - 4.8.5 Smoktech Recent Developments
- 4.9 SMISS TECH
 - 4.9.1 SMISS TECH Company Information
 - 4.9.2 SMISS TECH Business Overview
 - 4.9.3 SMISS TECH Vape With Screen Sales, Revenue and Gross Margin (2021-2026)
 - 4.9.4 SMISS TECH Vape With Screen Product Portfolio
 - 4.9.5 SMISS TECH Recent Developments
- 4.10 Lost Vape

- 4.10.1 Lost Vape Company Information
- 4.10.2 Lost Vape Business Overview
- 4.10.3 Lost Vape Vape With Screen Sales, Revenue and Gross Margin (2021-2026)
- 4.10.4 Lost Vape Vape With Screen Product Portfolio
- 4.10.5 Lost Vape Recent Developments
- 4.11 Mr Fog
 - 4.11.1 Mr Fog Company Information
 - 4.11.2 Mr Fog Business Overview
 - 4.11.3 Mr Fog Vape With Screen Sales, Revenue and Gross Margin (2021-2026)
 - 4.11.4 Mr Fog Vape With Screen Product Portfolio
 - 4.11.5 Mr Fog Recent Developments
- 4.12 OXVA
 - 4.12.1 OXVA Company Information
 - 4.12.2 OXVA Business Overview
 - 4.12.3 OXVA Vape With Screen Sales, Revenue and Gross Margin (2021-2026)
 - 4.12.4 OXVA Vape With Screen Product Portfolio
 - 4.12.5 OXVA Recent Developments
- 4.13 INFLAVE
 - 4.13.1 INFLAVE Company Information
 - 4.13.2 INFLAVE Business Overview
 - 4.13.3 INFLAVE Vape With Screen Sales, Revenue and Gross Margin (2021-2026)
 - 4.13.4 INFLAVE Vape With Screen Product Portfolio
 - 4.13.5 INFLAVE Recent Developments
- 4.14 KangerTech
 - 4.14.1 KangerTech Company Information
 - 4.14.2 KangerTech Business Overview
 - 4.14.3 KangerTech Vape With Screen Sales, Revenue and Gross Margin (2021-2026)
 - 4.14.4 KangerTech Vape With Screen Product Portfolio
 - 4.14.5 KangerTech Recent Developments
- 4.15 ICON Vape
 - 4.15.1 ICON Vape Company Information
 - 4.15.2 ICON Vape Business Overview
 - 4.15.3 ICON Vape Vape With Screen Sales, Revenue and Gross Margin (2021-2026)
 - 4.15.4 ICON Vape Vape With Screen Product Portfolio
 - 4.15.5 ICON Vape Recent Developments
- 4.16 RabBeats
 - 4.16.1 RabBeats Company Information
 - 4.16.2 RabBeats Business Overview
 - 4.16.3 RabBeats Vape With Screen Sales, Revenue and Gross Margin (2021-2026)
 - 4.16.4 RabBeats Vape With Screen Product Portfolio
 - 4.16.5 RabBeats Recent Developments
- 4.17 VUSE  BAT 
 - 4.17.1 VUSE  BAT  Company Information
 - 4.17.2 VUSE  BAT  Business Overview
 - 4.17.3 VUSE  BAT  Vape With Screen Sales, Revenue and Gross Margin (2021-2026)
 - 4.17.4 VUSE  BAT  Vape With Screen Product Portfolio
 - 4.17.5 VUSE  BAT  Recent Developments
- 4.18 Rebbeats

- 4.18.1 Rebbeats Company Information
- 4.18.2 Rebbeats Business Overview
- 4.18.3 Rebbeats Vape With Screen Sales, Revenue and Gross Margin (2021-2026)
- 4.18.4 Rebbeats Vape With Screen Product Portfolio
- 4.18.5 Rebbeats Recent Developments
- 4.19 YOOZ
 - 4.19.1 YOOZ Company Information
 - 4.19.2 YOOZ Business Overview
 - 4.19.3 YOOZ Vape With Screen Sales, Revenue and Gross Margin (2021-2026)
 - 4.19.4 YOOZ Vape With Screen Product Portfolio
 - 4.19.5 YOOZ Recent Developments
- 4.20 Fresor
 - 4.20.1 Fresor Company Information
 - 4.20.2 Fresor Business Overview
 - 4.20.3 Fresor Vape With Screen Sales, Revenue and Gross Margin (2021-2026)
 - 4.20.4 Fresor Vape With Screen Product Portfolio
 - 4.20.5 Fresor Recent Developments
- 4.21 IJOY
 - 4.21.1 IJOY Company Information
 - 4.21.2 IJOY Business Overview
 - 4.21.3 IJOY Vape With Screen Sales, Revenue and Gross Margin (2021-2026)
 - 4.21.4 IJOY Vape With Screen Product Portfolio
 - 4.21.5 IJOY Recent Developments
- 4.22 FiBiE
 - 4.22.1 FiBiE Company Information
 - 4.22.2 FiBiE Business Overview
 - 4.22.3 FiBiE Vape With Screen Sales, Revenue and Gross Margin (2021-2026)
 - 4.22.4 FiBiE Vape With Screen Product Portfolio
 - 4.22.5 FiBiE Recent Developments
- 4.23 ABUFUN
 - 4.23.1 ABUFUN Company Information
 - 4.23.2 ABUFUN Business Overview
 - 4.23.3 ABUFUN Vape With Screen Sales, Revenue and Gross Margin (2021-2026)
 - 4.23.4 ABUFUN Vape With Screen Product Portfolio
 - 4.23.5 ABUFUN Recent Developments

5 Global Vape With Screen Market Scenario by Region

- 5.1 Global Vape With Screen Market Size by Region: 2021 VS 2025 VS 2032
- 5.2 Global Vape With Screen Sales by Region: 2021-2032
 - 5.2.1 Global Vape With Screen Sales by Region: 2021-2026
 - 5.2.2 Global Vape With Screen Sales by Region: 2027-2032
- 5.3 Global Vape With Screen Revenue by Region: 2021-2032
 - 5.3.1 Global Vape With Screen Revenue by Region: 2021-2026
 - 5.3.2 Global Vape With Screen Revenue by Region: 2027-2032
- 5.4 North America Vape With Screen Market Facts & Figures by Country
 - 5.4.1 North America Vape With Screen Market Size by Country: 2021 VS 2025 VS 2032
 - 5.4.2 North America Vape With Screen Sales by Country (2021-2032)
 - 5.4.3 North America Vape With Screen Revenue by Country (2021-2032)
 - 5.4.4 United States

5.4.5 Canada

5.4.6 Mexico

5.5 Europe Vape With Screen Market Facts & Figures by Country

5.5.1 Europe Vape With Screen Market Size by Country: 2021 VS 2025 VS 2032

5.5.2 Europe Vape With Screen Sales by Country (2021-2032)

5.5.3 Europe Vape With Screen Revenue by Country (2021-2032)

5.5.4 Germany

5.5.5 France

5.5.6 U.K.

5.5.7 Italy

5.5.8 Russia

5.5.9 Spain

5.5.10 Netherlands

5.5.11 Switzerland

5.5.12 Sweden

5.5.13 Poland

5.6 Asia Pacific Vape With Screen Market Facts & Figures by Country

5.6.1 Asia Pacific Vape With Screen Market Size by Country: 2021 VS 2025 VS 2032

5.6.2 Asia Pacific Vape With Screen Sales by Country (2021-2032)

5.6.3 Asia Pacific Vape With Screen Revenue by Country (2021-2032)

5.6.4 China

5.6.5 Japan

5.6.6 South Korea

5.6.7 India

5.6.8 Australia

5.6.9 Taiwan

5.6.10 Southeast Asia

5.7 South America Vape With Screen Market Facts & Figures by Country

5.7.1 South America Vape With Screen Market Size by Country: 2021 VS 2025 VS 2032

5.7.2 South America Vape With Screen Sales by Country (2021-2032)

5.7.3 South America Vape With Screen Revenue by Country (2021-2032)

5.7.4 Brazil

5.7.5 Argentina

5.7.6 Chile

5.8 Middle East and Africa Vape With Screen Market Facts & Figures by Country

5.8.1 Middle East and Africa Vape With Screen Market Size by Country: 2021 VS 2025 VS 2032

5.8.2 Middle East and Africa Vape With Screen Sales by Country (2021-2032)

5.8.3 Middle East and Africa Vape With Screen Revenue by Country (2021-2032)

5.8.4 Egypt

5.8.5 South Africa

5.8.6 Israel

5.8.7 Türkiye

5.8.8 GCC Countries

6 Segment by Type

6.1 Global Vape With Screen Sales by Type (2021-2032)

6.1.1 Global Vape With Screen Sales by Type (2021-2032) & (k units)

6.1.2 Global Vape With Screen Sales Market Share by Type (2021-2032)

6.2 Global Vape With Screen Revenue by Type (2021-2032)

6.2.1 Global Vape With Screen Sales by Type (2021-2032) & (US\$ Million)

6.2.2 Global Vape With Screen Revenue Market Share by Type (2021-2032)

6.3 Global Vape With Screen Price by Type (2021-2032)

7 Segment by Application

7.1 Global Vape With Screen Sales by Application (2021-2032)

7.1.1 Global Vape With Screen Sales by Application (2021-2032) & (k units)

7.1.2 Global Vape With Screen Sales Market Share by Application (2021-2032)

7.2 Global Vape With Screen Revenue by Application (2021-2032)

7.2.1 Global Vape With Screen Sales by Application (2021-2032) & (US\$ Million)

7.2.2 Global Vape With Screen Revenue Market Share by Application (2021-2032)

7.3 Global Vape With Screen Price by Application (2021-2032)

8 Value Chain and Sales Channels Analysis of the Market

8.1 Vape With Screen Value Chain Analysis

8.1.1 Vape With Screen Key Raw Materials

8.1.2 Raw Materials Key Suppliers

8.1.3 Vape With Screen Production Mode & Process

8.2 Vape With Screen Sales Channels Analysis

8.2.1 Direct Comparison with Distribution Share

8.2.2 Vape With Screen Distributors

8.2.3 Vape With Screen Customers

9 Global Vape With Screen Analyzing Market Dynamics

9.1 Vape With Screen Industry Trends

9.2 Vape With Screen Industry Drivers

9.3 Vape With Screen Industry Opportunities and Challenges

9.4 Vape With Screen Industry Restraints

10 Report Conclusion

11 Disclaimer

List of Tables and Figures

List of Tables:

- Table 1: Secondary Sources
- Table 2: Primary Sources
- Table 3: Market Value Comparison by Type (2021 VS 2025 VS 2032) & (US\$ Million)
- Table 4: Market Value Comparison by Application (2021 VS 2025 VS 2032) & (US\$ Million)
- Table 5: Global Vape With Screen Volume and Revenue Market Size and CAGR of Manufacturers (2021 Versus 2025)
- Table 6: Global Vape With Screen Sales (k units) of Manufacturers (2021-2026)
- Table 7: Global Vape With Screen Sales Market Share by Manufacturers (2021-2026)
- Table 8: Global Vape With Screen Revenue of Manufacturers (2021-2026)
- Table 9: Global Vape With Screen Revenue Share by Manufacturers (2021-2026)
- Table 10: Global Market Vape With Screen Average Price (US\$/unit) of Manufacturers (2021-2026)
- Table 11: Global Vape With Screen Industry Ranking, 2024 VS 2025 VS 2026
- Table 12: Global Manufacturers of Vape With Screen, Manufacturing Sites & Headquarters
- Table 13: Global Manufacturers of Vape With Screen, Product Type & Application
- Table 14: Global Vape With Screen Manufacturers Established Date
- Table 15: Global Manufacturers Market Concentration Ratio (CR5 and HHI)
- Table 16: Global Vape With Screen by Manufacturers Type (Tier 1, Tier 2, and Tier 3) & (Based on the Revenue of 2025)
- Table 17: Manufacturers Mergers & Acquisitions, Expansion Plans)
- Table 18: Elfbar Company Information
- Table 19: Elfbar Business Overview
- Table 20: Elfbar Vape With Screen Sales (k units), Revenue (US\$ Million), Price (US\$/unit) and Gross Margin (2021-2026)
- Table 21: Elfbar Vape With Screen Product Portfolio
- Table 22: Elfbar Recent Developments
- Table 23: VOOPOO Company Information
- Table 24: VOOPOO Business Overview
- Table 25: VOOPOO Vape With Screen Sales (k units), Revenue (US\$ Million), Price (US\$/unit) and Gross Margin (2021-2026)
- Table 26: VOOPOO Vape With Screen Product Portfolio
- Table 27: VOOPOO Recent Developments
- Table 28: iJoy Bar Company Information
- Table 29: iJoy Bar Business Overview
- Table 30: iJoy Bar Vape With Screen Sales (k units), Revenue (US\$ Million), Price (US\$/unit) and Gross Margin (2021-2026)
- Table 31: iJoy Bar Vape With Screen Product Portfolio
- Table 32: iJoy Bar Recent Developments
- Table 33: LOST MARY Company Information
- Table 34: LOST MARY Business Overview
- Table 35: LOST MARY Vape With Screen Sales (k units), Revenue (US\$ Million), Price (US\$/unit) and Gross Margin (2021-2026)
- Table 36: LOST MARY Vape With Screen Product Portfolio
- Table 37: LOST MARY Recent Developments
- Table 38: HQD TECH Company Information
- Table 39: HQD TECH Business Overview
- Table 40: HQD TECH Vape With Screen Sales (k units), Revenue (US\$ Million), Price (US\$/unit) and Gross Margin (2021-2026)
- Table 41: HQD TECH Vape With Screen Product Portfolio
- Table 42: HQD TECH Recent Developments
- Table 43: Geek Bar Company Information
- Table 44: Geek Bar Business Overview
- Table 45: Geek Bar Vape With Screen Sales (k units), Revenue (US\$ Million), Price (US\$/unit) and Gross Margin (2021-2026)
- Table 46: Geek Bar Vape With Screen Product Portfolio
- Table 47: Geek Bar Recent Developments
- Table 48: ELUX Company Information
- Table 49: ELUX Business Overview
- Table 50: ELUX Vape With Screen Sales (k units), Revenue (US\$ Million), Price (US\$/unit) and Gross Margin (2021-2026)
- Table 51: ELUX Vape With Screen Product Portfolio
- Table 52: ELUX Recent Developments
- Table 53: Smoktech Company Information

- Table 54: Smoktech Business Overview
- Table 55: Smoktech Vape With Screen Sales (k units), Revenue (US\$ Million), Price (US\$/unit) and Gross Margin (2021-2026)
- Table 56: Smoktech Vape With Screen Product Portfolio
- Table 57: Smoktech Recent Developments
- Table 58: SMISS TECH Company Information
- Table 59: SMISS TECH Business Overview
- Table 60: SMISS TECH Vape With Screen Sales (k units), Revenue (US\$ Million), Price (US\$/unit) and Gross Margin (2021-2026)
- Table 61: SMISS TECH Vape With Screen Product Portfolio
- Table 62: SMISS TECH Recent Developments
- Table 63: Lost Vape Company Information
- Table 64: Lost Vape Business Overview
- Table 65: Lost Vape Vape With Screen Sales (k units), Revenue (US\$ Million), Price (US\$/unit) and Gross Margin (2021-2026)
- Table 66: Lost Vape Vape With Screen Product Portfolio
- Table 67: Lost Vape Recent Developments
- Table 68: Mr Fog Company Information
- Table 69: Mr Fog Business Overview
- Table 70: Mr Fog Vape With Screen Sales (k units), Revenue (US\$ Million), Price (US\$/unit) and Gross Margin (2021-2026)
- Table 71: Mr Fog Vape With Screen Product Portfolio
- Table 72: Mr Fog Recent Developments
- Table 73: OXVA Company Information
- Table 74: OXVA Business Overview
- Table 75: OXVA Vape With Screen Sales (k units), Revenue (US\$ Million), Price (US\$/unit) and Gross Margin (2021-2026)
- Table 76: OXVA Vape With Screen Product Portfolio
- Table 77: OXVA Recent Developments
- Table 78: INFLAVE Company Information
- Table 79: INFLAVE Business Overview
- Table 80: INFLAVE Vape With Screen Sales (k units), Revenue (US\$ Million), Price (US\$/unit) and Gross Margin (2021-2026)
- Table 81: INFLAVE Vape With Screen Product Portfolio
- Table 82: INFLAVE Recent Developments
- Table 83: KangerTech Company Information
- Table 84: KangerTech Business Overview
- Table 85: KangerTech Vape With Screen Sales (k units), Revenue (US\$ Million), Price (US\$/unit) and Gross Margin (2021-2026)
- Table 86: KangerTech Vape With Screen Product Portfolio
- Table 87: KangerTech Recent Developments
- Table 88: ICON Vape Company Information
- Table 89: ICON Vape Business Overview
- Table 90: ICON Vape Vape With Screen Sales (k units), Revenue (US\$ Million), Price (US\$/unit) and Gross Margin (2021-2026)
- Table 91: ICON Vape Vape With Screen Product Portfolio
- Table 92: ICON Vape Recent Developments
- Table 93: RabBeats Company Information
- Table 94: RabBeats Business Overview
- Table 95: RabBeats Vape With Screen Sales (k units), Revenue (US\$ Million), Price (US\$/unit) and Gross Margin (2021-2026)
- Table 96: RabBeats Vape With Screen Product Portfolio
- Table 97: RabBeats Recent Developments
- Table 98: VUSE[BAT] Company Information
- Table 99: VUSE[BAT] Business Overview
- Table 100: VUSE[BAT] Vape With Screen Sales (k units), Revenue (US\$ Million), Price (US\$/unit) and Gross Margin (2021-2026)
- Table 101: VUSE[BAT] Vape With Screen Product Portfolio
- Table 102: VUSE[BAT] Recent Developments
- Table 103: Rebbeats Company Information
- Table 104: Rebbeats Business Overview
- Table 105: Rebbeats Vape With Screen Sales (k units), Revenue (US\$ Million), Price (US\$/unit) and Gross Margin (2021-2026)
- Table 106: Rebbeats Vape With Screen Product Portfolio
- Table 107: Rebbeats Recent Developments
- Table 108: YOOZ Company Information
- Table 109: YOOZ Business Overview
- Table 110: YOOZ Vape With Screen Sales (k units), Revenue (US\$ Million), Price (US\$/unit) and Gross Margin (2021-2026)
- Table 111: YOOZ Vape With Screen Product Portfolio
- Table 112: YOOZ Recent Developments
- Table 113: Fresor Company Information
- Table 114: Fresor Business Overview

- Table 115: Fresor Vape With Screen Sales (k units), Revenue (US\$ Million), Price (US\$/unit) and Gross Margin (2021-2026)
- Table 116: Fresor Vape With Screen Product Portfolio
- Table 117: Fresor Recent Developments
- Table 118: IJOY Company Information
- Table 119: IJOY Business Overview
- Table 120: IJOY Vape With Screen Sales (k units), Revenue (US\$ Million), Price (US\$/unit) and Gross Margin (2021-2026)
- Table 121: IJOY Vape With Screen Product Portfolio
- Table 122: IJOY Recent Developments
- Table 123: FiBiE Company Information
- Table 124: FiBiE Business Overview
- Table 125: FiBiE Vape With Screen Sales (k units), Revenue (US\$ Million), Price (US\$/unit) and Gross Margin (2021-2026)
- Table 126: FiBiE Vape With Screen Product Portfolio
- Table 127: FiBiE Recent Developments
- Table 128: ABUFUN Company Information
- Table 129: ABUFUN Business Overview
- Table 130: ABUFUN Vape With Screen Sales (k units), Revenue (US\$ Million), Price (US\$/unit) and Gross Margin (2021-2026)
- Table 131: ABUFUN Vape With Screen Product Portfolio
- Table 132: ABUFUN Recent Developments
- Table 133: Global Vape With Screen Market Size by Region (US\$ Million): 2021 VS 2025 VS 2032
- Table 134: Global Vape With Screen Sales by Region (2021-2026) & (k units)
- Table 135: Global Vape With Screen Sales Market Share by Region (2021-2026)
- Table 136: Global Vape With Screen Sales by Region (2027-2032) & (k units)
- Table 137: Global Vape With Screen Sales Market Share by Region (2027-2032)
- Table 138: Global Vape With Screen Revenue by Region (2021-2026) & (US\$ Million)
- Table 139: Global Vape With Screen Revenue Market Share by Region (2021-2026)
- Table 140: Global Vape With Screen Revenue by Region (2027-2032) & (US\$ Million)
- Table 141: Global Vape With Screen Revenue Market Share by Region (2027-2032)
- Table 142: North America Vape With Screen Revenue by Country: 2021 VS 2025 VS 2032 (US\$ Million)
- Table 143: North America Vape With Screen Sales by Country (2021-2026) & (k units)
- Table 144: North America Vape With Screen Sales by Country (2027-2032) & (k units)
- Table 145: North America Vape With Screen Revenue by Country (2021-2026) & (US\$ Million)
- Table 146: North America Vape With Screen Revenue by Country (2027-2032) & (US\$ Million)
- Table 147: Europe Vape With Screen Revenue by Country: 2021 VS 2025 VS 2032 (US\$ Million)
- Table 148: Europe Vape With Screen Sales by Country (2021-2026) & (k units)
- Table 149: Europe Vape With Screen Sales by Country (2027-2032) & (k units)
- Table 150: Europe Vape With Screen Revenue by Country (2021-2026) & (US\$ Million)
- Table 151: Europe Vape With Screen Revenue by Country (2027-2032) & (US\$ Million)
- Table 152: Asia Pacific Vape With Screen Revenue by Country: 2021 VS 2025 VS 2032 (US\$ Million)
- Table 153: Asia Pacific Vape With Screen Sales by Country (2021-2026) & (k units)
- Table 154: Asia Pacific Vape With Screen Sales by Country (2027-2032) & (k units)
- Table 155: Asia Pacific Vape With Screen Revenue by Country (2021-2026) & (US\$ Million)
- Table 156: Asia Pacific Vape With Screen Revenue by Country (2027-2032) & (US\$ Million)
- Table 157: South America Vape With Screen Revenue by Country: 2021 VS 2025 VS 2032 (US\$ Million)
- Table 158: South America Vape With Screen Sales by Country (2021-2026) & (k units)
- Table 159: South America Vape With Screen Sales by Country (2027-2032) & (k units)
- Table 160: South America Vape With Screen Revenue by Country (2021-2026) & (US\$ Million)
- Table 161: South America Vape With Screen Revenue by Country (2027-2032) & (US\$ Million)
- Table 162: Middle East and Africa Vape With Screen Revenue by Country: 2021 VS 2025 VS 2032 (US\$ Million)
- Table 163: Middle East and Africa Vape With Screen Sales by Country (2021-2026) & (k units)
- Table 164: Middle East and Africa Vape With Screen Sales by Country (2027-2032) & (k units)
- Table 165: Middle East and Africa Vape With Screen Revenue by Country (2021-2026) & (US\$ Million)
- Table 166: Middle East and Africa Vape With Screen Revenue by Country (2027-2032) & (US\$ Million)
- Table 167: Global Vape With Screen Sales by Type (2021-2026) & (k units)
- Table 168: Global Vape With Screen Sales by Type (2027-2032) & (k units)
- Table 169: Global Vape With Screen Sales Market Share by Type (2021-2026)
- Table 170: Global Vape With Screen Sales Market Share by Type (2027-2032)
- Table 171: Global Vape With Screen Revenue by Type (2021-2026) & (US\$ Million)
- Table 172: Global Vape With Screen Revenue by Type (2027-2032) & (US\$ Million)
- Table 173: Global Vape With Screen Revenue Market Share by Type (2021-2026)
- Table 174: Global Vape With Screen Revenue Market Share by Type (2027-2032)
- Table 175: Global Vape With Screen Price by Type (2021-2026) & (US\$/unit)
- Table 176: Global Vape With Screen Price by Type (2027-2032) & (US\$/unit)
- Table 177: Global Vape With Screen Sales by Application (2021-2026) & (k units)
- Table 178: Global Vape With Screen Sales by Application (2027-2032) & (k units)
- Table 179: Global Vape With Screen Sales Market Share by Application (2021-2026)

- Table 180: Global Vape With Screen Sales Market Share by Application (2027-2032)
- Table 181: Global Vape With Screen Revenue by Application (2021-2026) & (US\$ Million)
- Table 182: Global Vape With Screen Revenue by Application (2027-2032) & (US\$ Million)
- Table 183: Global Vape With Screen Revenue Market Share by Application (2021-2026)
- Table 184: Global Vape With Screen Revenue Market Share by Application (2027-2032)
- Table 185: Global Vape With Screen Price by Application (2021-2026) & (US\$/unit)
- Table 186: Global Vape With Screen Price by Application (2027-2032) & (US\$/unit)
- Table 187: Key Raw Materials
- Table 188: Raw Materials Key Suppliers
- Table 189: Vape With Screen Distributors List
- Table 190: Vape With Screen Customers List
- Table 191: Vape With Screen Industry Trends
- Table 192: Vape With Screen Industry Drivers
- Table 193: Vape With Screen Industry Restraints
- Table 194: Authors List of This Report

List of Figures:

- Figure 1: Research Methodology
- Figure 2: Research Process
- Figure 3: Key Executives Interviewed
- Figure 4: Vape With Screen Product Image
- Figure 5: Global Vape With Screen Revenue (US\$ Million), 2021 VS 2025 VS 2032
- Figure 6: Global Vape With Screen Market Size (2021-2032) & (US\$ Million)
- Figure 7: Global Vape With Screen Sales (2021-2032) & (k units)
- Figure 8: Global Vape With Screen Average Price (US\$/unit) & (2021-2032)
- Figure 9: LED Product Image
- Figure 10: LCD Product Image
- Figure 11: OLED Product Image
- Figure 12: Specialty Store Product Image
- Figure 13: Online Channels Product Image
- Figure 14: Global Vape With Screen Revenue Share by Manufacturers in 2025
- Figure 15: Global Manufacturers of Vape With Screen, Manufacturing Sites & Headquarters
- Figure 16: Global Top 5 and 10 Vape With Screen Players Market Share by Revenue in 2025
- Figure 17: Manufacturers Type (Tier 1, Tier 2, and Tier 3): 2021 VS 2025
- Figure 18: Global Vape With Screen Market Size by Region (US\$ Million): 2021 VS 2025 VS 2032
- Figure 19: Global Vape With Screen Sales by Region in 2025
- Figure 20: Global Vape With Screen Revenue by Region in 2025
- Figure 21: North America Vape With Screen Market Size by Country in 2025
- Figure 22: North America Vape With Screen Sales Market Share by Country (2021-2032)
- Figure 23: North America Vape With Screen Revenue Market Share by Country (2021-2032)
- Figure 24: United States Vape With Screen Revenue Growth Rate (2021-2032) & (US\$ Million)
- Figure 25: Canada Vape With Screen Revenue Growth Rate (2021-2032) & (US\$ Million)
- Figure 26: Mexico Vape With Screen Revenue Growth Rate (2021-2032) & (US\$ Million)
- Figure 27: Europe Vape With Screen Market Size by Country in 2025
- Figure 28: Europe Vape With Screen Sales Market Share by Country (2021-2032)
- Figure 29: Europe Vape With Screen Revenue Market Share by Country (2021-2032)
- Figure 30: Germany Vape With Screen Revenue Growth Rate (2021-2032) & (US\$ Million)
- Figure 31: France Vape With Screen Revenue Growth Rate (2021-2032) & (US\$ Million)
- Figure 32: U.K. Vape With Screen Revenue Growth Rate (2021-2032) & (US\$ Million)
- Figure 33: Italy Vape With Screen Revenue Growth Rate (2021-2032) & (US\$ Million)
- Figure 34: Russia Vape With Screen Revenue Growth Rate (2021-2032) & (US\$ Million)
- Figure 35: Spain Vape With Screen Revenue Growth Rate (2021-2032) & (US\$ Million)
- Figure 36: Netherlands Vape With Screen Revenue Growth Rate (2021-2032) & (US\$ Million)
- Figure 37: Switzerland Vape With Screen Revenue Growth Rate (2021-2032) & (US\$ Million)
- Figure 38: Sweden Vape With Screen Revenue Growth Rate (2021-2032) & (US\$ Million)
- Figure 39: Poland Vape With Screen Revenue Growth Rate (2021-2032) & (US\$ Million)
- Figure 40: Asia Pacific Vape With Screen Market Size by Country in 2025
- Figure 41: Asia Pacific Vape With Screen Sales Market Share by Country (2021-2032)
- Figure 42: Asia Pacific Vape With Screen Revenue Market Share by Country (2021-2032)
- Figure 43: China Vape With Screen Revenue Growth Rate (2021-2032) & (US\$ Million)
- Figure 44: Japan Vape With Screen Revenue Growth Rate (2021-2032) & (US\$ Million)
- Figure 45: South Korea Vape With Screen Revenue Growth Rate (2021-2032) & (US\$ Million)
- Figure 46: India Vape With Screen Revenue Growth Rate (2021-2032) & (US\$ Million)

- Figure 47: Australia Vape With Screen Revenue Growth Rate (2021-2032) & (US\$ Million)
- Figure 48: Taiwan Vape With Screen Revenue Growth Rate (2021-2032) & (US\$ Million)
- Figure 49: Southeast Asia Vape With Screen Revenue Growth Rate (2021-2032) & (US\$ Million)
- Figure 50: Southeast Asia Vape With Screen Revenue Growth Rate (2021-2032) & (US\$ Million)
- Figure 51: South America Vape With Screen Market Size by Country in 2025
- Figure 52: South America Vape With Screen Sales Market Share by Country (2021-2032)
- Figure 53: South America Vape With Screen Revenue Market Share by Country (2021-2032)
- Figure 54: Brazil Vape With Screen Revenue Growth Rate (2021-2032) & (US\$ Million)
- Figure 55: Argentina Vape With Screen Revenue Growth Rate (2021-2032) & (US\$ Million)
- Figure 56: Chile Vape With Screen Revenue Growth Rate (2021-2032) & (US\$ Million)
- Figure 57: Middle East and Africa Vape With Screen Market Size by Country in 2025
- Figure 58: Middle East and Africa Vape With Screen Sales Market Share by Country (2021-2032)
- Figure 59: Middle East and Africa Vape With Screen Revenue Market Share by Country (2021-2032)
- Figure 60: Egypt Vape With Screen Revenue Growth Rate (2021-2032) & (US\$ Million)
- Figure 61: South Africa Vape With Screen Revenue Growth Rate (2021-2032) & (US\$ Million)
- Figure 62: Israel Vape With Screen Revenue Growth Rate (2021-2032) & (US\$ Million)
- Figure 63: Türkiye Vape With Screen Revenue Growth Rate (2021-2032) & (US\$ Million)
- Figure 64: GCC Countries Vape With Screen Revenue Growth Rate (2021-2032) & (US\$ Million)
- Figure 65: Global Vape With Screen Sales Market Share by Type (2021-2032)
- Figure 66: Global Vape With Screen Revenue Market Share by Type (2021-2032)
- Figure 67: Global Vape With Screen Price (US\$/unit) by Type (2021-2032)
- Figure 68: Global Vape With Screen Sales Market Share by Application (2021-2032)
- Figure 69: Global Vape With Screen Revenue Market Share by Application (2021-2032)
- Figure 70: Global Vape With Screen Price (US\$/unit) by Application (2021-2032)
- Figure 71: Vape With Screen Value Chain
- Figure 72: Vape With Screen Production Mode & Process
- Figure 73: Direct Comparison with Distribution Share
- Figure 74: Distributors Profiles
- Figure 75: Vape With Screen Industry Opportunities and Challenges