



Truck Tipper Pads Industry Research Report 2026

Industry	Published	Pages	Format
Automobile & Transportation	2026-01-03	132	PDF
Single User	Multi User	Enterprise	
USD 2,950	USD 4,430	USD 5,900	

Description

The global Truck Tipper Pads market was valued at US\$ million in 2025 and is projected to reach US\$ million by 2032, implying a CAGR of % over 2026–2032.

The North America market for Truck Tipper Pads is forecast to increase from US\$ million in 2026 to US\$ million by 2032, corresponding to a CAGR of % over 2026–2032.

The Europe market for Truck Tipper Pads is projected to rise from US\$ million in 2026 to US\$ million by 2032, registering a CAGR of % over 2026–2032.

The Asia Pacific market for Truck Tipper Pads is expected to grow from US\$ million in 2026 to US\$ million by 2032, at a CAGR of % over 2026–2032.

Leading global manufacturers of Truck Tipper Pads include , among others. In 2025, the top three vendors together accounted for approximately % of global revenue.

Report Scope

This report quantifies the global Truck Tipper Pads market in revenue (US\$ million) and, where applicable, sales volume (k units), using 2025 as the base year and providing annual historical and forecast data for 2021–2032.

It standardizes definitions of types and applications, harmonizes vendor attribution, and presents comparable time series by company, type, application, and region/country, including indicative price bands (US\$/k units) and concentration ratios (CR5/CR10).

The outputs are intended to support strategy development, budgeting, and performance benchmarking for manufacturers, new entrants, channel partners, and investors; the report also reviews technology shifts and notable product introductions relevant to Truck Tipper Pads.

Key Companies & Market Share Insights

This section profiles leading manufacturers, combining 2021–2025 results with a 2026–2032 outlook. It reports revenue, market share, price bands, product and application mix, regional and channel mix, and key developments (M&A, capacity additions, certifications). It also provides global revenue, average price, and—where applicable—sales volume by manufacturer, and calculates CR5/CR10 and rank changes to support comparative benchmarking.

Truck Tipper Pads Market by Company

Autoneum

Albert Jagger

Continental AG

Cooper-Standard Automotive

Delphi Automotive
Freudenberg Group, Incorporation
Gerizim Polymer Industries
Gestamp
Koito Manufacturing
Plastic Omnium Co.
Polymax LTD.
Magna International, Inc.
Mable GmbH
SAIC Motor
Yanfeng
ZF Friedrichshafen AG

Truck Tipper Pads Segment by Type



Truck Tipper Pads Segment by Application



Truck Tipper Pads Segment by Region

North America
United States
Canada
Mexico
Europe
Germany
France
U.K.
Italy
Russia
Spain
Netherlands
Switzerland
Sweden
Poland
Asia-Pacific
China
Japan
South Korea
India
Australia
Taiwan
Southeast Asia
South America

Brazil
Argentina
Chile
Middle East & Africa
Egypt
South Africa
Israel
Türkiye
GCC Countries

Key Drivers & Barriers

High-impact rendering factors and drivers have been studied in this report to aid the readers to understand the general development. Moreover, the report includes restraints and challenges that may act as stumbling blocks on the way of the players. This will assist the users to be attentive and make informed decisions related to business. Specialists have also laid their focus on the upcoming business prospects.

Reasons to Buy This Report

1. This report will help the readers to understand the competition within the industries and strategies for the competitive environment to enhance the potential profit. The report also focuses on the competitive landscape of the global Truck Tipper Pads market, and introduces in detail the market share, industry ranking, competitor ecosystem, market performance, new product development, operation situation, expansion, and acquisition. etc. of the main players, which helps the readers to identify the main competitors and deeply understand the competition pattern of the market.
2. This report will help stakeholders to understand the global industry status and trends of Truck Tipper Pads and provides them with information on key market drivers, restraints, challenges, and opportunities.
3. This report will help stakeholders to understand competitors better and gain more insights to strengthen their position in their businesses. The competitive landscape section includes the market share and rank (in volume and value), competitor ecosystem, new product development, expansion, and acquisition.
4. This report stays updated with novel technology integration, features, and the latest developments in the market
5. This report helps stakeholders to gain insights into which regions to target globally
6. This report helps stakeholders to gain insights into the end-user perception concerning the adoption of Truck Tipper Pads.
7. This report helps stakeholders to identify some of the key players in the market and understand their valuable contribution.

Chapter Outline

Chapter 1:

Research objectives, research methods, data sources, data cross-validation;

Chapter 2:

Introduces the report scope of the report, executive summary of different market segments (by region, product type, application, etc), including the market size of each market segment, future development potential, and so on. It offers a high-level view of the current state of the market and its likely evolution in the short to mid-term, and long term.

Chapter 3:

Detailed analysis of Truck Tipper Pads manufacturers competitive landscape, price, production and value market share, latest development plan, merger, and acquisition information, etc.

Chapter 4:

Provides profiles of key players, introducing the basic situation of the main companies in the market in detail, including product production/output, value, price, gross margin, product introduction, recent development, etc.

Chapter 5:

Production/output, value of Truck Tipper Pads by region/country. It provides a quantitative analysis of the market size and development potential of each region in the next six years.

Chapter 6:

Consumption of Truck Tipper Pads in regional level and country level. It provides a quantitative analysis of the market size and development potential of each region and its main countries and introduces the market development, future development prospects, market space, and production of each country in the world.

Chapter 7:

Provides the analysis of various market segments by type, covering the market size and development potential of each market segment, to help readers find the blue ocean market in different market segments.

Chapter 8:

Provides the analysis of various market segments by application, covering the market size and development potential of each market segment, to help readers find the blue ocean market in different downstream markets.

Chapter 9:

Analysis of industrial chain, including the upstream and downstream of the industry.

Chapter 10:

Introduces the market dynamics, latest developments of the market, the driving factors and restrictive factors of the market, the challenges and risks faced by manufacturers in the industry, and the analysis of relevant policies in the industry.

Chapter 11:








The main points and conclusions of the report.

Table of Contents

1 Preface

- 1.1 Scope of Report
- 1.2 Reasons for Doing This Study
- 1.3 Research Methodology
- 1.4 Research Process
- 1.5 Data Source
 - 1.5.1 Secondary Sources
 - 1.5.2 Primary Sources

2 Market Overview

- 2.1 Product Definition
- 2.2 Truck Tipper Pads by Type
 - 2.2.1 Market Value Comparison by Type (2021 VS 2025 VS 2032) & (US\$ Million)
 - 2.2.2 
 - 2.2.3 
- 2.3 Truck Tipper Pads by Application
 - 2.3.1 Market Value Comparison by Application (2021 VS 2025 VS 2032) & (US\$ Million)
 - 2.3.2 
 - 2.3.3 
 - 2.3.4 
 - 2.3.5 
 - 2.3.6 
- 2.4 Global Market Growth Prospects
 - 2.4.1 Global Truck Tipper Pads Production Value Estimates and Forecasts (2021-2032)
 - 2.4.2 Global Truck Tipper Pads Production Capacity Estimates and Forecasts (2021-2032)
 - 2.4.3 Global Truck Tipper Pads Production Estimates and Forecasts (2021-2032)
 - 2.4.4 Global Truck Tipper Pads Market Average Price (2021-2032)

3 Market Competitive Landscape by Manufacturers

- 3.1 Global Truck Tipper Pads Production by Manufacturers (2021-2026)
- 3.2 Global Truck Tipper Pads Production Value by Manufacturers (2021-2026)
- 3.3 Global Truck Tipper Pads Average Price by Manufacturers (2021-2026)
- 3.4 Global Truck Tipper Pads Industry Manufacturers Ranking, 2024 VS 2025 VS 2026
- 3.5 Global Truck Tipper Pads Key Manufacturers, Manufacturing Sites & Headquarters
- 3.6 Global Truck Tipper Pads Manufacturers, Product Type & Application
- 3.7 Global Truck Tipper Pads Manufacturers Established Date
- 3.8 Global Truck Tipper Pads Market CR5 and HHI
- 3.9 Global Manufacturers Mergers & Acquisition

4 Manufacturers Profiled

- 4.1 Autoneum
 - 4.1.1 Autoneum Truck Tipper Pads Company Information
 - 4.1.2 Autoneum Truck Tipper Pads Business Overview
 - 4.1.3 Autoneum Truck Tipper Pads Production, Value and Gross Margin (2021-2026)
 - 4.1.4 Autoneum Product Portfolio
 - 4.1.5 Autoneum Recent Developments

4.2 Albert Jagger

4.2.1 Albert Jagger Truck Tipper Pads Company Information

4.2.2 Albert Jagger Truck Tipper Pads Business Overview

4.2.3 Albert Jagger Truck Tipper Pads Production, Value and Gross Margin (2021-2026)

4.2.4 Albert Jagger Product Portfolio

4.2.5 Albert Jagger Recent Developments

4.3 Continental AG

4.3.1 Continental AG Truck Tipper Pads Company Information

4.3.2 Continental AG Truck Tipper Pads Business Overview

4.3.3 Continental AG Truck Tipper Pads Production, Value and Gross Margin (2021-2026)

4.3.4 Continental AG Product Portfolio

4.3.5 Continental AG Recent Developments

4.4 Cooper-Standard Automotive

4.4.1 Cooper-Standard Automotive Truck Tipper Pads Company Information

4.4.2 Cooper-Standard Automotive Truck Tipper Pads Business Overview

4.4.3 Cooper-Standard Automotive Truck Tipper Pads Production, Value and Gross Margin (2021-2026)

4.4.4 Cooper-Standard Automotive Product Portfolio

4.4.5 Cooper-Standard Automotive Recent Developments

4.5 Delphi Automotive

4.5.1 Delphi Automotive Truck Tipper Pads Company Information

4.5.2 Delphi Automotive Truck Tipper Pads Business Overview

4.5.3 Delphi Automotive Truck Tipper Pads Production, Value and Gross Margin (2021-2026)

4.5.4 Delphi Automotive Product Portfolio

4.5.5 Delphi Automotive Recent Developments

4.6 Freudenberg Group, Incorporation

4.6.1 Freudenberg Group, Incorporation Truck Tipper Pads Company Information

4.6.2 Freudenberg Group, Incorporation Truck Tipper Pads Business Overview

4.6.3 Freudenberg Group, Incorporation Truck Tipper Pads Production, Value and Gross Margin (2021-2026)

4.6.4 Freudenberg Group, Incorporation Product Portfolio

4.6.5 Freudenberg Group, Incorporation Recent Developments

4.7 Gerizim Polymer Industries

4.7.1 Gerizim Polymer Industries Truck Tipper Pads Company Information

4.7.2 Gerizim Polymer Industries Truck Tipper Pads Business Overview

4.7.3 Gerizim Polymer Industries Truck Tipper Pads Production, Value and Gross Margin (2021-2026)

4.7.4 Gerizim Polymer Industries Product Portfolio

4.7.5 Gerizim Polymer Industries Recent Developments

4.8 Gestamp

4.8.1 Gestamp Truck Tipper Pads Company Information

4.8.2 Gestamp Truck Tipper Pads Business Overview

4.8.3 Gestamp Truck Tipper Pads Production, Value and Gross Margin (2021-2026)

4.8.4 Gestamp Product Portfolio

4.8.5 Gestamp Recent Developments

4.9 Koito Manufacturing

4.9.1 Koito Manufacturing Truck Tipper Pads Company Information

4.9.2 Koito Manufacturing Truck Tipper Pads Business Overview

4.9.3 Koito Manufacturing Truck Tipper Pads Production, Value and Gross Margin (2021-2026)

4.9.4 Koito Manufacturing Product Portfolio

4.9.5 Koito Manufacturing Recent Developments

4.10 Plastic Omnium Co.

4.10.1 Plastic Omnium Co. Truck Tipper Pads Company Information

4.10.2 Plastic Omnium Co. Truck Tipper Pads Business Overview

4.10.3 Plastic Omnium Co. Truck Tipper Pads Production, Value and Gross Margin (2021-2026)

4.10.4 Plastic Omnium Co. Product Portfolio

4.10.5 Plastic Omnium Co. Recent Developments

4.11 Polymax LTD.

4.11.1 Polymax LTD. Truck Tipper Pads Company Information

4.11.2 Polymax LTD. Truck Tipper Pads Business Overview

4.11.3 Polymax LTD. Truck Tipper Pads Production, Value and Gross Margin (2021-2026)

4.11.4 Polymax LTD. Product Portfolio

4.11.5 Polymax LTD. Recent Developments

4.12 Magna International, Inc.

4.12.1 Magna International, Inc. Truck Tipper Pads Company Information

4.12.2 Magna International, Inc. Truck Tipper Pads Business Overview

4.12.3 Magna International, Inc. Truck Tipper Pads Production, Value and Gross Margin (2021-2026)

4.12.4 Magna International, Inc. Product Portfolio

4.12.5 Magna International, Inc. Recent Developments

4.13 Mable GmbH

4.13.1 Mable GmbH Truck Tipper Pads Company Information

4.13.2 Mable GmbH Truck Tipper Pads Business Overview

4.13.3 Mable GmbH Truck Tipper Pads Production, Value and Gross Margin (2021-2026)

4.13.4 Mable GmbH Product Portfolio

4.13.5 Mable GmbH Recent Developments

4.14 SAIC Motor

4.14.1 SAIC Motor Truck Tipper Pads Company Information

4.14.2 SAIC Motor Truck Tipper Pads Business Overview

4.14.3 SAIC Motor Truck Tipper Pads Production, Value and Gross Margin (2021-2026)

4.14.4 SAIC Motor Product Portfolio

4.14.5 SAIC Motor Recent Developments

4.15 Yanfeng

4.15.1 Yanfeng Truck Tipper Pads Company Information

4.15.2 Yanfeng Truck Tipper Pads Business Overview

4.15.3 Yanfeng Truck Tipper Pads Production, Value and Gross Margin (2021-2026)

4.15.4 Yanfeng Product Portfolio

4.15.5 Yanfeng Recent Developments

4.16 ZF Friedrichshafen AG

4.16.1 ZF Friedrichshafen AG Truck Tipper Pads Company Information

4.16.2 ZF Friedrichshafen AG Truck Tipper Pads Business Overview

4.16.3 ZF Friedrichshafen AG Truck Tipper Pads Production, Value and Gross Margin (2021-2026)

4.16.4 ZF Friedrichshafen AG Product Portfolio

4.16.5 ZF Friedrichshafen AG Recent Developments

5 Global Truck Tipper Pads Production by Region

5.1 Global Truck Tipper Pads Production Estimates and Forecasts by Region: 2021 VS 2025 VS 2032

5.2 Global Truck Tipper Pads Production by Region: 2021-2032

5.2.1 Global Truck Tipper Pads Production by Region: 2021-2026

5.2.2 Global Truck Tipper Pads Production Forecast by Region (2027-2032)

5.3 Global Truck Tipper Pads Production Value Estimates and Forecasts by Region: 2021 VS 2025 VS 2032

5.4 Global Truck Tipper Pads Production Value by Region: 2021-2032

5.4.1 Global Truck Tipper Pads Production Value by Region: 2021-2026

5.4.2 Global Truck Tipper Pads Production Value Forecast by Region (2027-2032)

5.5 Global Truck Tipper Pads Market Price Analysis by Region (2021-2026)

5.6 Global Truck Tipper Pads Production and Value, YOY Growth

5.6.1 North America Truck Tipper Pads Production Value Estimates and Forecasts (2021-2032)

5.6.2 Europe Truck Tipper Pads Production Value Estimates and Forecasts (2021-2032)

5.6.3 China Truck Tipper Pads Production Value Estimates and Forecasts (2021-2032)

5.6.4 Japan Truck Tipper Pads Production Value Estimates and Forecasts (2021-2032)

5.6.5 South Korea Truck Tipper Pads Production Value Estimates and Forecasts (2021-2032)

5.6.6 India Truck Tipper Pads Production Value Estimates and Forecasts (2021-2032)

6 Global Truck Tipper Pads Consumption by Region

6.1 Global Truck Tipper Pads Consumption Estimates and Forecasts by Region: 2021 VS 2025 VS 2032

6.2 Global Truck Tipper Pads Consumption by Region (2021-2032)

6.2.1 Global Truck Tipper Pads Consumption by Region: 2021-2026

6.2.2 Global Truck Tipper Pads Forecasted Consumption by Region (2027-2032)

6.3 North America

6.3.1 North America Truck Tipper Pads Consumption Growth Rate by Country: 2021 VS 2025 VS 2032

6.3.2 North America Truck Tipper Pads Consumption by Country (2021-2032)

6.3.3 United States

6.3.4 Canada

6.3.5 Mexico

6.4 Europe

6.4.1 Europe Truck Tipper Pads Consumption Growth Rate by Country: 2021 VS 2025 VS 2032

6.4.2 Europe Truck Tipper Pads Consumption by Country (2021-2032)

6.4.3 Germany

6.4.4 France

6.4.5 U.K.

6.4.6 Italy

6.4.7 Russia

6.4.8 Spain

6.4.9 Netherlands

6.4.10 Switzerland

6.4.11 Sweden

6.4.12 Poland

6.5 Asia Pacific

6.5.1 Asia Pacific Truck Tipper Pads Consumption Growth Rate by Country: 2021 VS 2025 VS 2032

6.5.2 Asia Pacific Truck Tipper Pads Consumption by Country (2021-2032)

6.5.3 China

6.5.4 Japan

6.5.5 South Korea

6.5.6 India

6.5.7 Australia

6.5.8 Taiwan

6.5.9 Southeast Asia

6.6 South America, Middle East & Africa

6.6.1 South America, Middle East & Africa Truck Tipper Pads Consumption Growth Rate by Country: 2021 VS 2025 VS 2032

6.6.2 South America, Middle East & Africa Truck Tipper Pads Consumption by Country (2021-2032)

6.6.3 Brazil

6.6.4 Argentina

6.6.5 Chile

6.6.6 Turkey

6.6.7 GCC Countries

7 Segment by Type

7.1 Global Truck Tipper Pads Production by Type (2021-2032)

7.1.1 Global Truck Tipper Pads Production by Type (2021-2032) & (k units)

7.1.2 Global Truck Tipper Pads Production Market Share by Type (2021-2032)

7.2 Global Truck Tipper Pads Production Value by Type (2021-2032)

7.2.1 Global Truck Tipper Pads Production Value by Type (2021-2032) & (US\$ Million)

7.2.2 Global Truck Tipper Pads Production Value Market Share by Type (2021-2032)

7.3 Global Truck Tipper Pads Price by Type (2021-2032)

8 Segment by Application

8.1 Global Truck Tipper Pads Production by Application (2021-2032)

8.1.1 Global Truck Tipper Pads Production by Application (2021-2032) & (k units)

8.1.2 Global Truck Tipper Pads Production Market Share by Application (2021-2032)

8.2 Global Truck Tipper Pads Production Value by Application (2021-2032)

8.2.1 Global Truck Tipper Pads Production Value by Application (2021-2032) & (US\$ Million)

8.2.2 Global Truck Tipper Pads Production Value Market Share by Application (2021-2032)

8.3 Global Truck Tipper Pads Price by Application (2021-2032)

9 Value Chain and Sales Channels Analysis of the Market

9.1 Truck Tipper Pads Value Chain Analysis

9.1.1 Truck Tipper Pads Key Raw Materials

9.1.2 Raw Materials Key Suppliers

9.1.3 Truck Tipper Pads Production Mode & Process

9.2 Truck Tipper Pads Sales Channels Analysis

9.2.1 Direct Comparison with Distribution Share

9.2.2 Truck Tipper Pads Distributors

9.2.3 Truck Tipper Pads Customers

10 Global Truck Tipper Pads Analyzing Market Dynamics

10.1 Truck Tipper Pads Industry Trends

10.2 Truck Tipper Pads Industry Drivers

10.3 Truck Tipper Pads Industry Opportunities and Challenges

10.4 Truck Tipper Pads Industry Restraints

11 Report Conclusion

12 Disclaimer

List of Tables and Figures






List of Tables:

- Table 1: Secondary Sources
- Table 2: Primary Sources
- Table 3: Market Value Comparison by Type (2021 VS 2025 VS 2032) & (US\$ Million)
- Table 4: Market Value Comparison by Application (2021 VS 2025 VS 2032) & (US\$ Million)
- Table 5: Global Truck Tipper Pads Production by Manufacturers (k units) & (2021-2026)
- Table 6: Global Truck Tipper Pads Production Market Share by Manufacturers
- Table 7: Global Truck Tipper Pads Production Value by Manufacturers (US\$ Million) & (2021-2026)
- Table 8: Global Truck Tipper Pads Production Value Market Share by Manufacturers (2021-2026)
- Table 9: Global Truck Tipper Pads Average Price (USD/unit) of Manufacturers (2021-2026)
- Table 10: Global Truck Tipper Pads Industry Manufacturers Ranking, 2024 VS 2025 VS 2026
- Table 11: Global Truck Tipper Pads Key Manufacturers, Manufacturing Sites & Headquarters
- Table 12: Global Truck Tipper Pads Manufacturers, Product Type & Application
- Table 13: Global Truck Tipper Pads Manufacturers Established Date
- Table 14: Global Manufacturers Market Concentration Ratio (CR5 and HHI)
- Table 15: Global Truck Tipper Pads by Manufacturers Type (Tier 1, Tier 2, and Tier 3) & (based on the Production Value of 2025)
- Table 16: Manufacturers Mergers & Acquisitions, Expansion Plans
- Table 17: Autoneum Company Information
- Table 18: Autoneum Business Overview
- Table 19: Autoneum Truck Tipper Pads Production (k units), Value (US\$ Million), Price (USD/unit) and Gross Margin (2021-2026)
- Table 20: Autoneum Truck Tipper Pads Product Portfolio
- Table 21: Autoneum Recent Development
- Table 22: Albert Jagger Company Information
- Table 23: Albert Jagger Business Overview
- Table 24: Albert Jagger Truck Tipper Pads Production (k units), Value (US\$ Million), Price (USD/unit) and Gross Margin (2021-2026)
- Table 25: Albert Jagger Truck Tipper Pads Product Portfolio
- Table 26: Albert Jagger Recent Development
- Table 27: Continental AG Company Information
- Table 28: Continental AG Business Overview
- Table 29: Continental AG Truck Tipper Pads Production (k units), Value (US\$ Million), Price (USD/unit) and Gross Margin (2021-2026)
- Table 30: Continental AG Truck Tipper Pads Product Portfolio
- Table 31: Continental AG Recent Development
- Table 32: Cooper-Standard Automotive Company Information
- Table 33: Cooper-Standard Automotive Business Overview
- Table 34: Cooper-Standard Automotive Truck Tipper Pads Production (k units), Value (US\$ Million), Price (USD/unit) and Gross Margin (2021-2026)
- Table 35: Cooper-Standard Automotive Truck Tipper Pads Product Portfolio
- Table 36: Cooper-Standard Automotive Recent Development
- Table 37: Delphi Automotive Company Information
- Table 38: Delphi Automotive Business Overview
- Table 39: Delphi Automotive Truck Tipper Pads Production (k units), Value (US\$ Million), Price (USD/unit) and Gross Margin (2021-2026)
- Table 40: Delphi Automotive Truck Tipper Pads Product Portfolio
- Table 41: Delphi Automotive Recent Development
- Table 42: Freudenberg Group, Incorporation Company Information
- Table 43: Freudenberg Group, Incorporation Business Overview
- Table 44: Freudenberg Group, Incorporation Truck Tipper Pads Production (k units), Value (US\$ Million), Price (USD/unit) and Gross Margin (2021-2026)
- Table 45: Freudenberg Group, Incorporation Truck Tipper Pads Product Portfolio
- Table 46: Freudenberg Group, Incorporation Recent Development
- Table 47: Gerizim Polymer Industries Company Information
- Table 48: Gerizim Polymer Industries Business Overview

- Table 49: Gerizim Polymer Industries Truck Tipper Pads Production (k units), Value (US\$ Million), Price (USD/unit) and Gross Margin (2021-2026)
- Table 50: Gerizim Polymer Industries Truck Tipper Pads Product Portfolio
- Table 51: Gerizim Polymer Industries Recent Development
- Table 52: Gestamp Company Information
- Table 53: Gestamp Business Overview
- Table 54: Gestamp Truck Tipper Pads Production (k units), Value (US\$ Million), Price (USD/unit) and Gross Margin (2021-2026)
- Table 55: Gestamp Truck Tipper Pads Product Portfolio
- Table 56: Gestamp Recent Development
- Table 57: Koito Manufacturing Company Information
- Table 58: Koito Manufacturing Business Overview
- Table 59: Koito Manufacturing Truck Tipper Pads Production (k units), Value (US\$ Million), Price (USD/unit) and Gross Margin (2021-2026)
- Table 60: Koito Manufacturing Truck Tipper Pads Product Portfolio
- Table 61: Koito Manufacturing Recent Development
- Table 62: Plastic Omnium Co. Company Information
- Table 63: Plastic Omnium Co. Business Overview
- Table 64: Plastic Omnium Co. Truck Tipper Pads Production (k units), Value (US\$ Million), Price (USD/unit) and Gross Margin (2021-2026)
- Table 65: Plastic Omnium Co. Truck Tipper Pads Product Portfolio
- Table 66: Plastic Omnium Co. Recent Development
- Table 67: Polymax LTD. Company Information
- Table 68: Polymax LTD. Business Overview
- Table 69: Polymax LTD. Truck Tipper Pads Production (k units), Value (US\$ Million), Price (USD/unit) and Gross Margin (2021-2026)
- Table 70: Polymax LTD. Truck Tipper Pads Product Portfolio
- Table 71: Polymax LTD. Recent Development
- Table 72: Magna International, Inc. Company Information
- Table 73: Magna International, Inc. Business Overview
- Table 74: Magna International, Inc. Truck Tipper Pads Production (k units), Value (US\$ Million), Price (USD/unit) and Gross Margin (2021-2026)
- Table 75: Magna International, Inc. Truck Tipper Pads Product Portfolio
- Table 76: Magna International, Inc. Recent Development
- Table 77: Mable GmbH Company Information
- Table 78: Mable GmbH Business Overview
- Table 79: Mable GmbH Truck Tipper Pads Production (k units), Value (US\$ Million), Price (USD/unit) and Gross Margin (2021-2026)
- Table 80: Mable GmbH Truck Tipper Pads Product Portfolio
- Table 81: Mable GmbH Recent Development
- Table 82: SAIC Motor Company Information
- Table 83: SAIC Motor Business Overview
- Table 84: SAIC Motor Truck Tipper Pads Production (k units), Value (US\$ Million), Price (USD/unit) and Gross Margin (2021-2026)
- Table 85: SAIC Motor Truck Tipper Pads Product Portfolio
- Table 86: SAIC Motor Recent Development
- Table 87: Yanfeng Company Information
- Table 88: Yanfeng Business Overview
- Table 89: Yanfeng Truck Tipper Pads Production (k units), Value (US\$ Million), Price (USD/unit) and Gross Margin (2021-2026)
- Table 90: Yanfeng Truck Tipper Pads Product Portfolio
- Table 91: Yanfeng Recent Development
- Table 92: ZF Friedrichshafen AG Company Information
- Table 93: ZF Friedrichshafen AG Business Overview
- Table 94: ZF Friedrichshafen AG Truck Tipper Pads Production (k units), Value (US\$ Million), Price (USD/unit) and Gross Margin (2021-2026)
- Table 95: ZF Friedrichshafen AG Truck Tipper Pads Product Portfolio
- Table 96: ZF Friedrichshafen AG Recent Development
- Table 97: Global Truck Tipper Pads Production Comparison by Region: 2021 VS 2025 VS 2032 (k units)
- Table 98: Global Truck Tipper Pads Production by Region (2021-2026) & (k units)
- Table 99: Global Truck Tipper Pads Production Market Share by Region (2021-2026)
- Table 100: Global Truck Tipper Pads Production Forecast by Region (2027-2032) & (k units)
- Table 101: Global Truck Tipper Pads Production Market Share Forecast by Region (2027-2032)
- Table 102: Global Truck Tipper Pads Production Value Comparison by Region: 2021 VS 2025 VS 2032 (US\$ Million)
- Table 103: Global Truck Tipper Pads Production Value by Region (2021-2026) & (US\$ Million)

- Table 104: Global Truck Tipper Pads Production Value Market Share by Region (2021-2026)
- Table 105: Global Truck Tipper Pads Production Value Forecast by Region (2027-2032) & (US\$ Million)
- Table 106: Global Truck Tipper Pads Market Average Price (USD/unit) by Region (2021-2026)
- Table 107: Global Truck Tipper Pads Market Average Price (USD/unit) by Region (2027-2032)
- Table 108: Global Truck Tipper Pads Consumption Comparison by Region: 2021 VS 2025 VS 2032 (k units)
- Table 109: Global Truck Tipper Pads Consumption by Region (2021-2026) & (k units)
- Table 110: Global Truck Tipper Pads Consumption Market Share by Region (2021-2026)
- Table 111: Global Truck Tipper Pads Forecasted Consumption by Region (2027-2032) & (k units)
- Table 112: Global Truck Tipper Pads Forecasted Consumption Market Share by Region (2027-2032)
- Table 113: North America Truck Tipper Pads Consumption Growth Rate by Country: 2021 VS 2025 VS 2032 (k units)
- Table 114: North America Truck Tipper Pads Consumption by Country (2021-2026) & (k units)
- Table 115: North America Truck Tipper Pads Consumption by Country (2027-2032) & (k units)
- Table 116: Europe Truck Tipper Pads Consumption Growth Rate by Country: 2021 VS 2025 VS 2032 (k units)
- Table 117: Europe Truck Tipper Pads Consumption by Country (2021-2026) & (k units)
- Table 118: Europe Truck Tipper Pads Consumption by Country (2027-2032) & (k units)
- Table 119: Asia Pacific Truck Tipper Pads Consumption Growth Rate by Country: 2021 VS 2025 VS 2032 (k units)
- Table 120: Asia Pacific Truck Tipper Pads Consumption by Country (2021-2026) & (k units)
- Table 121: Asia Pacific Truck Tipper Pads Consumption by Country (2027-2032) & (k units)
- Table 122: South America, Middle East & Africa Truck Tipper Pads Consumption Growth Rate by Country: 2021 VS 2025 VS 2032 (k units)
- Table 123: South America, Middle East & Africa Truck Tipper Pads Consumption by Country (2021-2026) & (k units)
- Table 124: South America, Middle East & Africa Truck Tipper Pads Consumption by Country (2027-2032) & (k units)
- Table 125: Global Truck Tipper Pads Production by Type (2021-2026) & (k units)
- Table 126: Global Truck Tipper Pads Production by Type (2027-2032) & (k units)
- Table 127: Global Truck Tipper Pads Production Market Share by Type (2021-2026)
- Table 128: Global Truck Tipper Pads Production Market Share by Type (2027-2032)
- Table 129: Global Truck Tipper Pads Production Value by Type (2021-2026) & (US\$ Million)
- Table 130: Global Truck Tipper Pads Production Value by Type (2027-2032) & (US\$ Million)
- Table 131: Global Truck Tipper Pads Production Value Market Share by Type (2021-2026)
- Table 132: Global Truck Tipper Pads Production Value Market Share by Type (2027-2032)
- Table 133: Global Truck Tipper Pads Price by Type (2021-2026) & (USD/unit)
- Table 134: Global Truck Tipper Pads Price by Type (2027-2032) & (USD/unit)
- Table 135: Global Truck Tipper Pads Production by Application (2021-2026) & (k units)
- Table 136: Global Truck Tipper Pads Production by Application (2027-2032) & (k units)
- Table 137: Global Truck Tipper Pads Production Market Share by Application (2021-2026)
- Table 138: Global Truck Tipper Pads Production Market Share by Application (2027-2032)
- Table 139: Global Truck Tipper Pads Production Value by Application (2021-2026) & (US\$ Million)
- Table 140: Global Truck Tipper Pads Production Value by Application (2027-2032) & (US\$ Million)
- Table 141: Global Truck Tipper Pads Production Value Market Share by Application (2021-2026)
- Table 142: Global Truck Tipper Pads Production Value Market Share by Application (2027-2032)
- Table 143: Global Truck Tipper Pads Price by Application (2021-2026) & (USD/unit)
- Table 144: Global Truck Tipper Pads Price by Application (2027-2032) & (USD/unit)
- Table 145: Key Raw Materials
- Table 146: Raw Materials Key Suppliers
- Table 147: Truck Tipper Pads Distributors List
- Table 148: Truck Tipper Pads Customers List
- Table 149: Truck Tipper Pads Industry Trends
- Table 150: Truck Tipper Pads Industry Drivers
- Table 151: Truck Tipper Pads Industry Restraints
- Table 152: Authors List of This Report

List of Figures:

- Figure 1: Research Methodology
- Figure 2: Research Process
- Figure 3: Key Executives Interviewed
- Figure 4: Truck Tipper Pads Product Image
- Figure 5: Market Value Comparison by Type (2021 VS 2025 VS 2032) & (US\$ Million)
- Figure 6:  Product Image
- Figure 7:  Product Image
- Figure 8:  Product Image
- Figure 9:  Product Image
- Figure 10:  Product Image
- Figure 11:  Product Image

- Figure 12: Product Image
- Figure 13: Global Truck Tipper Pads Production Value (US\$ Million), 2021 VS 2025 VS 2032
- Figure 14: Global Truck Tipper Pads Production Value (2021-2032) & (US\$ Million)
- Figure 15: Global Truck Tipper Pads Production Capacity (2021-2032) & (k units)
- Figure 16: Global Truck Tipper Pads Production (2021-2032) & (k units)
- Figure 17: Global Truck Tipper Pads Average Price (USD/unit) & (2021-2032)
- Figure 18: Global Truck Tipper Pads Key Manufacturers, Manufacturing Sites & Headquarters
- Figure 19: Global Top 5 and 10 Truck Tipper Pads Players Market Share by Production Value in 2025
- Figure 20: Manufacturers Type (Tier 1, Tier 2, and Tier 3): 2021 VS 2025
- Figure 21: Global Truck Tipper Pads Production Comparison by Region: 2021 VS 2025 VS 2032 (k units)
- Figure 22: Global Truck Tipper Pads Production Market Share by Region: 2021 VS 2025 VS 2032
- Figure 23: Global Truck Tipper Pads Production Value Comparison by Region: 2021 VS 2025 VS 2032 (US\$ Million)
- Figure 24: Global Truck Tipper Pads Production Value Market Share by Region: 2021 VS 2025 VS 2032
- Figure 25: North America Truck Tipper Pads Production Value (US\$ Million) Growth Rate (2021-2032)
- Figure 26: Europe Truck Tipper Pads Production Value (US\$ Million) Growth Rate (2021-2032)
- Figure 27: China Truck Tipper Pads Production Value (US\$ Million) Growth Rate (2021-2032)
- Figure 28: Japan Truck Tipper Pads Production Value (US\$ Million) Growth Rate (2021-2032)
- Figure 29: South Korea Truck Tipper Pads Production Value (US\$ Million) Growth Rate (2021-2032)
- Figure 30: India Truck Tipper Pads Production Value (US\$ Million) Growth Rate (2021-2032)
- Figure 31: Global Truck Tipper Pads Consumption Comparison by Region: 2021 VS 2025 VS 2032 (k units)
- Figure 32: Global Truck Tipper Pads Consumption Market Share by Region: 2021 VS 2025 VS 2032
- Figure 33: North America Truck Tipper Pads Consumption and Growth Rate (2021-2032) & (k units)
- Figure 34: North America Truck Tipper Pads Consumption Market Share by Country (2021-2032)
- Figure 35: United States Truck Tipper Pads Consumption and Growth Rate (2021-2032) & (k units)
- Figure 36: United States Truck Tipper Pads Consumption and Growth Rate (2021-2032) & (k units)
- Figure 37: Canada Truck Tipper Pads Consumption and Growth Rate (2021-2032) & (k units)
- Figure 38: Mexico Truck Tipper Pads Consumption and Growth Rate (2021-2032) & (k units)
- Figure 39: Europe Truck Tipper Pads Consumption and Growth Rate (2021-2032) & (k units)
- Figure 40: Europe Truck Tipper Pads Consumption Market Share by Country (2021-2032)
- Figure 41: Germany Truck Tipper Pads Consumption and Growth Rate (2021-2032) & (k units)
- Figure 42: France Truck Tipper Pads Consumption and Growth Rate (2021-2032) & (k units)
- Figure 43: U.K. Truck Tipper Pads Consumption and Growth Rate (2021-2032) & (k units)
- Figure 44: Italy Truck Tipper Pads Consumption and Growth Rate (2021-2032) & (k units)
- Figure 45: Russia Truck Tipper Pads Consumption and Growth Rate (2021-2032) & (k units)
- Figure 46: Spain Truck Tipper Pads Consumption and Growth Rate (2021-2032) & (k units)
- Figure 47: Netherlands Truck Tipper Pads Consumption and Growth Rate (2021-2032) & (k units)
- Figure 48: Switzerland Truck Tipper Pads Consumption and Growth Rate (2021-2032) & (k units)
- Figure 49: Sweden Truck Tipper Pads Consumption and Growth Rate (2021-2032) & (k units)
- Figure 50: Poland Truck Tipper Pads Consumption and Growth Rate (2021-2032) & (k units)
- Figure 51: Asia Pacific Truck Tipper Pads Consumption and Growth Rate (2021-2032) & (k units)
- Figure 52: Asia Pacific Truck Tipper Pads Consumption Market Share by Country (2021-2032)
- Figure 53: China Truck Tipper Pads Consumption and Growth Rate (2021-2032) & (k units)
- Figure 54: Japan Truck Tipper Pads Consumption and Growth Rate (2021-2032) & (k units)
- Figure 55: South Korea Truck Tipper Pads Consumption and Growth Rate (2021-2032) & (k units)
- Figure 56: India Truck Tipper Pads Consumption and Growth Rate (2021-2032) & (k units)
- Figure 57: Australia Truck Tipper Pads Consumption and Growth Rate (2021-2032) & (k units)
- Figure 58: Taiwan Truck Tipper Pads Consumption and Growth Rate (2021-2032) & (k units)
- Figure 59: Southeast Asia Truck Tipper Pads Consumption and Growth Rate (2021-2032) & (k units)
- Figure 60: South America, Middle East & Africa Truck Tipper Pads Consumption and Growth Rate (2021-2032) & (k units)
- Figure 61: South America, Middle East & Africa Truck Tipper Pads Consumption Market Share by Country (2021-2032)
- Figure 62: Brazil Truck Tipper Pads Consumption and Growth Rate (2021-2032) & (k units)
- Figure 63: Argentina Truck Tipper Pads Consumption and Growth Rate (2021-2032) & (k units)
- Figure 64: Chile Truck Tipper Pads Consumption and Growth Rate (2021-2032) & (k units)
- Figure 65: Turkey Truck Tipper Pads Consumption and Growth Rate (2021-2032) & (k units)
- Figure 66: GCC Countries Truck Tipper Pads Consumption and Growth Rate (2021-2032) & (k units)
- Figure 67: Global Truck Tipper Pads Production Market Share by Type (2021-2032)
- Figure 68: Global Truck Tipper Pads Production Value Market Share by Type (2021-2032)
- Figure 69: Global Truck Tipper Pads Price (USD/unit) by Type (2021-2032)
- Figure 70: Global Truck Tipper Pads Production Market Share by Application (2021-2032)
- Figure 71: Global Truck Tipper Pads Production Value Market Share by Application (2021-2032)
- Figure 72: Global Truck Tipper Pads Price (USD/unit) by Application (2021-2032)
- Figure 73: Truck Tipper Pads Value Chain
- Figure 74: Truck Tipper Pads Production Mode & Process
- Figure 75: Direct Comparison with Distribution Share

- Figure 76: Distributors Profiles
- Figure 77: Truck Tipper Pads Industry Opportunities and Challenges